




February 6, 2021

To,  
The Secretary  
Gujarat Electricity Regulatory Commission  
6th Floor, GIFT ONE, Road 5C, Zone 5,  
GIFT City,  
Gandhinagar



**Sub: Additional Information/ Clarification on our Tariff Petition in Case No. 1925/2021**

Dear Sir,

Reference to our tariff petition we submit the additional details as under:

- 1. Details of Coal and Oil:** Month wise usage and GCV of indigenous coal, imported coal and oil for D, E and F stations for FY 1920 and for April, 2020 to September, 2020 have already been submitted to the Hon'ble Commission in periodical submissions.
- 2. Variable Cost:** The reconciliation of variable cost claimed in the petition with accounts is provided as **Annexure-1**. Variation in fuel cost is considered in the trued-up ARR as per the applicable provisions of the GERC (MYT) Regulations, 2016. Computation of unit-wise Gains/ Loss of AMGEN based on performance parameters (SHR, SFC, AUX and Transit loss) is attached at **Annexure-2**.
- 3. Remeasurement of defined benefits:** TPL-G (APP) would like to submit that Re-measurement of the defined benefit plans of Rs. 9.47 crore under employee expenses represents actuarial (gain)/ loss for the period. Increase in Gratuity liability including Re-measurement of the defined benefit plans is paid to Gratuity Fund with LIC and thus, expenses are actually incurred and paid. The same is reflected in other comprehensive income.

**TORRENT POWER LIMITED**

CIN : L31200GJ2004PLC041068


Regd. Office : "Samanvay", 600, Tapovan, Ambawadi, Ahmedabad - 380015, Gujarat, India Phone: 079-26628300 www.torrentpower.com

4. **Uncontrollable Factors:** Statement of actuary certifying the impact of increase in ceiling of gratuity is attached herewith at **Annexure-3**. It may further be noted that wage settlement has been crystallised during FY 1920 which is considered under impact of uncontrollable factors. Statutory auditor's certificate quantifying the payment made towards wage settlement in FY 1920 is attached herewith at **Annexure-4**. Further, wage revision in turn effects the impact of increase in ceiling of gratuity on employee expense along with its corresponding impact on leave encashment. Statements of actuary certifying the impact of increase in ceiling of gratuity and leave encashment due to wage revision is attached herewith at **Annexure-5**.
5. **Assets & Depreciation:** We would like to submit that depreciation has been claimed by the Petitioner in accordance with the applicable regulations. The Fixed Asset Schedule of Annual Accounts is on NFA basis as per IND AS. However, TPL-G (APP) is required to consider Fixed asset schedule on GFA basis as per GERC MYT Regulation in the Petition. The reconciliation is furnished at **Annexure-6**.
6. **Weighted average rate of Interest:** The detailed computation of interest rate based on actual loan portfolio and interest paid during FY 1920 is attached at **Annexure-7**.
7. **Income Tax:**
- Copy of Challan of Actual Income Tax paid for FY 1920 is furnished at **Annexure-8**.
  - Computation of Income Tax is furnished at **Annexure-9** in accordance with the methodology being followed by the Hon'ble Commission.

We trust that above will meet with your requirement.

Thanking you,

Yours Sincerely,

  
**Chetan Bundela**


**VP (Corporate Affairs)**

Encl: As above.

**Annexure-1**

<b>Particulars</b>	<b>in Rs. Crore</b>
Variable Cost as per Accounts	684.30
Less: Provision for SECL compensation	0.78
Variable cost claimed in the Petition	683.52

Sr. No.	Item	Derivation	Unit	D Station	E Station	F Station
1	Total Capacity	A1	MW	120	121	121
2	Actual PLF	A2	%	74.15%	70.87%	73.69%
3	Gross Generation	$A=A1 \times A2 \times 8760$ or $8784$ (leap year)	MUs	781.57	753.21	783.21
4	Auxiliary Consumption	C	%	9.00%	9.00%	9.00%
5	Auxiliary Consumption	B	MUs	70.34	67.79	70.49
6	Net Generation	$Y=A - B$	MUs	711.23	685.42	712.72
7	Station Heat Rate	D	Kcal/KWh	2,450	2,455	2,455
8	Sp. Oil Consumption	E	ml/kWh	1.00	1.00	1.00
9	Gross Calorific Value of Coal	F	kcal/kg	4,595	4,372	4,412
10	Calorific value of Oil	G	kcal/l	9,972	9,995	9,995
11	Overall Heat	$H=A \times D$	G Cal	19,14,846	18,49,128	19,22,769
12	Heat from Oil	$I=(A \times E \times G)/1000$	G Cal	7,794	7,528	7,828
13	Heat from Coal	$J=H-I$	G Cal	19,07,052	18,41,599	19,14,941
14	Transit losses	K	%	0.80%	0.80%	0.80%
15	Coal Blend					
16	A) Indigenous Coal	X1	%	54%	90%	82%
17	B) Washed Coal	X2	%	-	-	-
18	C) Imported Coal	X3	%	46%	10%	18%
19	Actual Oil Consumption	$L=A \times E$	kl	782	753	783
20	Actual Coal Consumption	$M=(J \times 1000)/F$	MT	4,15,053	4,21,200	4,34,038
21	A) Indigenous Coal	$Q1=M^* \times X1/(1-K)$	MT	2,24,901	3,80,456	3,57,930
22	B) Washed Coal	$Q2=M^* \times X2 / (1-K)$	MT	-	-	-
23	C) Imported Coal	$Q3=M^* \times X3$	MT	1,91,951	43,788	78,972
24	Price of Coal					
25	A) Indigenous Coal	P1	Rs/MT	5,606	5,585	5,585
26	B) Washed Coal	P2	Rs/MT	-	-	-
27	C) Imported Coal	P3	Rs/MT	6,196	6,108	6,200
28	Price of Oil	P4	Rs/kl	39,542	39,246	39,596
29	Coal cost					
30	A) Indigenous Coal	$N1=Q1 \times P1$	Rs Lakh	12,608	21,247	19,989
31	B) Washed Coal	$N2=Q2 \times P2$	Rs Lakh	-	-	-
32	C) Imported Coal	$N3=Q3 \times P3$	Rs Lakh	11,892	2,675	4,896
33	Total Coal Cost	$N4=N1+N2+N3$	Rs Lakh	24,500	23,922	24,886
34	Oil Cost	$N5=P4 \times L/10^5$	Rs Lakh	309	296	310
35	Other Charges (Please specify details)	N6	Rs Lakh	-1,737	-1,504	-1,899
36	Other Adjustments (Please specify details)	N7	Rs Lakh	-	-	-
37	Total Fuel Cost (Normative)	$O=N4+N5+N6+N7$	Rs Lakh	23,072	22,713	23,297
38	Fuel Cost/Unit Gross	$P=O/(A^*10)$	Rs/kWh	2.95	3.02	2.97
39	Fuel Cost/Unit Net	$Q=O/(Y^*10)$	Rs/kWh	3.24	3.31	3.27
40	Cost of fuel/G.Cal	$R=(O/H)^*10^5$	Rs/Gcal	1,205	1,228	1,212
41	Actual Net Generation	S	MUs	710.59	688.06	713.57
42	Normative Fuel Cost for actual Net Generation	$T=S^*Q/10$	Rs. Crore	230.52	228.01	233.25
43	Actual Fuel Cost	U	Rs. Crore	229.56	224.99	228.97
44	Controllable Gain	$V=U-T$	Rs. Crore	0.96	3.02	4.28



Date: 13-10-2020

Finance & Accounts  
Torrent Power Limited-Ahmedabad  
Torrent  
Naranpura  
AHMEDABAD - 380054

Sir/Madam,

**Subject: Gratuity Liability for Employees on rolls as on 31-03-2020 using monetary ceiling of INR 2,000,000 & INR 1,000,000 before wage settlement**

As desired by you, for your management information, we have estimated the Gratuity Projected Benefit Obligation (PBO) towards Employees (as per company scheme) using a scenario of INR 2,000,000 & INR 1,000,000 based on the data and assumptions as under:

**Summary of data supplied as given below:**

	31-03-2020
Number of Employees	6077
Total Monthly Salary	INR 218,140,910
Average Age	35.63 years
Average Past Service	10.52 years

**Summary of Valuation Assumptions:**

Assumptions	
Mortality	Indian Assured Lives Mortality (2006-08) Ultimate
Retirement Age	58 years
Attrition Rate	4.00% p.a.
Salary Escalation Rate	8.50% p.a.
Discount Rate	7.08% p.a.

Offices: Churchgate: 2<sup>nd</sup> Floor, Churchgate House, Veer Nariman Road, Fort, Mumbai - 400 001.  
Andheri: 201/C, Remi Bizcourt, Off. Veera Desai Road, Andheri (W), Mumbai - 400 058.  
Ahmedabad: 509, Golden Triangle, Near Sardar Patel Stadium, Navrangpura, Ahmedabad - 380 014.

To calculate the PBO we have used the **Projected Unit Credit Method** which is suggested under **Indian Accounting Standard 19 (Ind AS 19)**.

The Gratuity Projected Benefit Obligation (PBO) as on 31-03-2020 is **INR 1,944,000,000/-** based on monetary ceiling of **INR 1,000,000/-**  
This compares to the actual monetary ceiling of **INR 2,000,000/-** as at 31-03-2020 PBO of **INR 2,207,000,000/-**  
The difference is **INR 263,000,000/-**.

The unit wise bifurcation is as follows:

Units	PBO @ 20 Lakhs Ceiling	PBO @ 10 Lakhs Ceiling	Difference
Ahemdabad Generation	INR 505,000,000	INR 421,000,000	INR 84,000,000
Ahemdabad Distribution	INR 1,149,000,000	INR 983,000,000	INR 166,000,000
Other Units	INR 553,000,000	INR 540,000,000	INR 13,000,000
<b>Grand Total</b>	<b>INR 2,207,000,000</b>	<b>INR 1,944,000,000</b>	<b>INR 263,000,000</b>

This certificate has been issued solely at the request of the management for onward submission to GERC. In particular, it is not a formal accounting valuation for the purpose of financial reporting.

Yours faithfully,  
For M/S. K. A. Pandit



Kulin Patel F.I.A.I. (10235)  
Partner  
kap@ka-pandit.com

ACTUARY  
Date: 13-10-2020

Date: 25-11-2019

Finance & Accounts  
Torrent Power Limited-Ahmedabad  
Vijali Ghar  
Relif Road  
Ahmedabad – 380054

Dear Sir,

**Subject: Gratuity Liability for Employees on rolls as on 31-03-2019 using monetary ceiling of INR 1,000,000.**

As desired by you, for your management information, we have estimated the Gratuity Projected Benefit Obligation (PBO) towards Employees (using company scheme) using a scenario of INR 1,000,000 based on the data and assumptions as under:

**Summary of data supplied as at 31-03-2019 is as given below:**

Number of Employees Eligible for the Benefit	5830
Total Eligible Salary per month	INR 199,251,322
Average Age	36.28 Years
Average Past Service	11.14 Years

**Summary of Valuation Assumptions as at 31-03-2019:**

Mortality	Indian Assured Lives Mortality (2006-08) Ultimate
Retirement Age	58 years
Attrition Rate	4.00% p.a.
Salary Escalation Rate	8.50% p.a.
Discount Rate	7.92% p.a.

To calculate the PBO we have used the Projected Unit Credit Method which is suggested under Indian Accounting Standard 19 (Ind AS 19).



The Gratuity PBO as on 31-03-2019 is INR 1,742,500,000/-.

This compares to the actual INR 2,000,000 ceiling PBO which was certified as at 31-03-2019 of INR 1,936,400,000.

The difference is INR 193,900,000.


Please note this this is for management information purposes only and should not be used for any other purpose. In particular, it is not a formal accounting valuation for the purposes of financial reporting.

Yours faithfully,  
For M/S. K. A. Pandit



Actuary  
Date: 25<sup>th</sup> November 2019.

**D. K. PANDIT**  
Partner  
F.I.A.I., (00131)  
 kap@ka-pandit.com



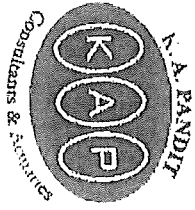
M/s. K A Pandit Consultants & Actuaries  
 (ISO 9001:2015 Certified)  
 (ISO 27001:2013 Certified)

Further to the Special request for an Actuarial Valuation as at  
 31-03-2019 using monetary ceiling of INR 1,000,000, please refer to the Unit  
 wise summary below:

Units	PBO @ 20 Lakhs Ceiling	PBO @ 10 Lakhs Ceiling	Difference Liability
AGRA	134,700,000	134,700,000	-
BHIWANDI	147,800,000	144,200,000	3,600,000
CORPORATE	110,600,000	106,700,000	3,900,000
DISTRIBUTION	1,051,300,000	928,300,000	123,000,000
GENERATION	492,000,000	428,600,000	63,400,000
<b>Grand Total</b>	<b>1,936,400,000</b>	<b>1,742,500,000</b>	<b>193,900,000</b>



Note - For Valuation Assumptions and Benefit scheme, please refer detail summary/report issued as at valuation date.



M/s. K A Pandit Consultants & Actuaries  
 (ISO 9001:2015 Certified)  
 (ISO 27001:2013 Certified)

Further to the Special request for an Actuarial Valuation as at  
 31-03-2018 using monetary ceiling of INR 1,000,000, please refer to the Unit  
 wise summary below:

Units	PBO @ 20 Lakhs Ceiling	PBO @ 10 Lakhs Ceiling	Difference Liability
AGRA	113,600,000	113,600,000	-
BHIWANDI	117,500,000	114,900,000	2,600,000
CORPORATE	95,600,000	92,500,000	3,100,000
DISTRIBUTION	1,086,900,000	988,900,000	98,000,000
GENERATION	533,000,000	474,400,000	58,600,000
<b>Grand Total</b>	<b>1,946,600,000</b>	<b>1,784,300,000</b>	<b>162,300,000</b>



Note - For Valuation Assumptions and Benefit scheme, please refer detail summary/report issued as at valuation date.

# Price Waterhouse Chartered Accountants LLP

Date: October 29, 2020

For the kind attention of the Board of Directors

**Torrent Power Limited**  
**"Samanvay" 600, Tapovan**  
**Ambawadi**  
**Ahmedabad - 380 015**

## Auditor's Certificate

1. This certificate is issued in accordance with the terms of our agreement dated August 26, 2020.
2. The accompanying "Statement containing details of (i) the Charges/(Reversal) made in the Statement of Profit and Loss towards wage settlement during the period April 01, 2017 to January 31, 2020 relating to the staff of the Ahmedabad Generation Area (the "TPL-G (Ahmedabad)") of Torrent Power Limited ('the Company') who are/were registered with Electricity Majdoor Sabha (the "Unionized staff") with TPL-G (Ahmedabad) division of the Company and (ii) the amount of arrears of Salary and wages paid to the unionized staff during the Financial Year 2019-20 relating to the period April 01, 2017 to January 31, 2020 towards wage settlement in terms of 'the Memorandum of Settlement' between M/s Torrent Power Limited and Electricity Majdoor Sabha (registered under Trade unions act, 1926) dated January 08, 2020 (the "Agreement") (together the 'Statement'), has been prepared by the Company's Management for submission to the Gujarat Electricity Regulatory Commission ('the GERC') in connection with the true-up petition for Financial Year 2019-20 to be filed in compliance with Gujarat Electricity Regulatory Commission (Multi year tariff) Regulations, 2016 ('the Tariff Regulations') as communicated to us vide the request letter dated August 11, 2020 (the 'Request'). We have initialled the Statement for identification purposes only.


## Managements' Responsibility for the Statement

3. The preparation of the Statement is the responsibility of the Management of the Company including the creation and maintenance of all accounting and other records supporting its contents. This responsibility includes the design, implementation and maintenance of internal control relevant to the preparation and presentation of the Statement and applying an appropriate basis of preparation.
4. The Management is also responsible for ensuring that the Company complies with the requirement of the Tariff Regulations and that it provides complete and accurate information as required therein. The Management is also responsible for legal and statutory formalities in this regard and for providing all relevant information to the GERC.

## Auditors' Responsibility

5. Based on an examination of the audited financial statements of the Company and underlying books and records of the TPL-G (Ahmedabad) division of the Company and the information and explanations given to us we will certify whether:
  - (a) the financial information contained in the Statement pertaining to financial years 2017-18 to 2019-20 is in agreement with the underlying books and records of the TPL-G (Ahmedabad) division of the Company; and
  - (b) the computation of arrears of Salary and wages as set out in the statement is mathematically accurate.

Price Waterhouse Chartered Accountants LLP, 1701, 17th Floor, Shapath V, Opp. Karnavat Chowk, S.G. Highway,  
 Ahmedabad - 380 051, Gujarat, India  
 T: +91 (79) 3091 7000, F: +91 (79) 3091 7082



Registered office and Head office: Sucheta Bhawan, 11A Vishnu Digambar Marg, New Delhi 110 002

Price Waterhouse (a Partnership Firm) converted into Price Waterhouse Chartered Accountants LLP (a Limited Liability Partnership with LLP identity no: LLPIN AAC-5001) with effect from July 25, 2014. Post its conversion to Price Waterhouse Chartered Accountants LLP, its ICAI registration number is 012754N/N600016 (ICAI registration number before conversion was 012754N)

# Price Waterhouse Chartered Accountants LLP

Torrent Power Limited  
Auditor's Certificate

6. The financial statements for the years ended March 31, 2018, March 31, 2019 and March 31, 2020 relating to the books and records referred to in paragraph 5(a) above, have been audited by us pursuant to the requirements of Companies Act, 2013, on which we issued an unmodified audit opinion vide our reports dated May 29, 2018, May 15, 2019 and May 18, 2020 respectively. Our audit of these financial statements has been conducted in accordance with the Standards on Auditing referred to in section 143(10) of the Companies Act, 2013 and other applicable authoritative pronouncements issued by the Institute of Chartered Accountants of India. Those standards require that we plan and perform the audit to obtain reasonable assurance about whether the financial statements are free of material misstatement.
7. We conducted our examination, on a test check basis, in accordance with the Guidance Note on Reports or Certificates for Special Purposes issued by the Institute of Chartered Accountants of India. The Guidance Note requires that we comply with the ethical requirements of the Code of Ethics issued by the Institute of Chartered Accountants of India.
8. We have complied with the relevant applicable requirements of the Standard on Quality Control (SQC) 1, Quality Control for Firms that Perform Audits and Reviews of Historical Financial Information, and Other Assurance and Related Services Engagements.


## Conclusion

9. Based on an examination of the audited financial statements of the Company and underlying books and records of the TPL-G (Ahmedabad) division of the Company and the information and explanations given to us, we certify that:
  - (a) the financial information contained in the Statement pertaining to financial years 2017-18 to 2019-20 is in agreement with the underlying books and records of the TPL-G (Ahmedabad) division of the Company; and
  - (b) the computation of arrears of Salary and wages as set out in the statement is mathematically accurate.

## Restrictions on Use

10. Our work was performed solely to assist you in meeting the requirements mentioned in the Request. Our obligations in respect of this certificate are entirely separate from, and our responsibility and liability is in no way changed by any other role we may have as auditors of the Company or otherwise. Nothing in this certificate, nor anything said or done in the course of or in connection with the services that are the subject of this certificate, will extend any duty of care we may have in our capacity as auditors of the Company.
11. This certificate has been issued solely at the request of the Board of Directors of the Company to whom it is addressed, for onward submission to GERC and should not be used for any other purpose. We do not accept or assume any liability or duty of care for any other purpose or to any other person to whom this certificate is shown or into whose hands it may come save where expressly agreed by our prior consent in writing.

For Price Waterhouse Chartered Accountants LLP  
Firm Registration Number: 012754N/N500016



Nitin Khatri  
Partner  
Membership No.: 110282

UDIN: 20110282AAAAHZ1945  
Place: Mumbai  
Date: October 29, 2020

**Torrent Power Limited  
Ahmedabad Generation Area**

Statement containing details of (i) the Charges/(Reversal) made in the Statement of Profit and Loss towards wage settlement during the period April 01, 2017 to January 31, 2020 relating to the staff of the Ahmedabad Generation Area (the "TPL-G (Ahmedabad)") of Torrent Power Limited ("the Company") who are/were registered with Electricity Majdoor Sabha (the "Unionized staff") with TPL-G (Ahmedabad) division of the Company and (ii) the amount of arrears of Salary and wages paid to the unionized staff during the Financial Year 2019-20 relating to the period April 01, 2017 to January 31, 2020 towards wage settlement in terms of 'the Memorandum of Settlement' between M/s Torrent Power Limited and Electricity Majdoor Sabha (registered under Trade unions act, 1926) dated January 08, 2020 (the "Agreement")

(i) Charges/(Reversal) made in the statement of Profit and Loss in the books of TPL-G (Ahmedabad) relating to the Agreement:

Financial Year	Amount (Rs. In Crores)
2017-18	7.08
2018-19	6.24
2019-20 (from April 01, 2019 to January 31, 2020)	-2.87
<b>Total</b>	<b>10.45</b>

(ii) Amount of arrears of Salary and wages paid by the Company to the Unionized Staff in respect of the period from April 01, 2017 to January 31, 2020 in terms of the Agreement:



Financial Year	Amount (Rs. In Crores)
2019-20	10.45
<b>Total</b>	<b>10.45</b>

**Notes:**

- The above statement has been prepared by the Company for onward submission to Gujarat Electricity Regulatory Commission (the "GERC") in connection with the true-up petition for Financial Year 2019-20 to be filed in compliance with Gujarat Electricity Regulatory Commission (Multi year tariff) Regulations, 2016 (the 'Tariff Regulations').
- The above statement excludes Gratuity and Leave encashment which is provided for and paid in the normal course of business.
- Financial information as set out above is in agreement with the books and records of TPL-G (Ahmedabad) division of the Company for the financial years from 2017-18 to 2019-20.

For Torrent Power Limited

*Nilesh Khatri*  
 Name: Nilesh Khatri  
 Designation: General Manager  
 Place: Ahmedabad  
 Date: October 29, 2020





Date: 22-09-2020

Finance & Accounts  
Torrent Power Limited-Ahmedabad  
Torrent  
Naranpura  
AHMEDABAD - 380054

Sir/Madam,

**Subject: Assessing the impact of wage settlement on Gratuity Liability for Distribution and Generation Units Staff Employees as on 31-03-2020.**

As desired by you, for your management information, we have estimated the **Gratuity** Projected Benefit Obligation (PBO) towards **Distribution and Generation Units Staff Employees** (as per company scheme) **before and after wage settlement**, based on the data and assumptions as under:

**Summary of data supplied as given below:**

	Before Wage Settlement	After Wage Settlement
Number of Employees	1694	1694
Total Monthly Salary	INR 71,104,021	INR 78,462,579

**Summary of Valuation Assumptions:**

	Before Wage Settlement
Mortality	Indian Assured Lives Mortality (2006-08) Ultimate
Retirement Age	58 years
Attrition Rate	4.00% p.a.
Salary Escalation Rate	8.50% p.a.
Discount Rate	7.08% p.a.

To calculate the PBO we have used the **Projected Unit Credit Method** which is suggested under **Indian Accounting Standard 19 (Ind AS 19)**.

Offices: Churchgate: 2<sup>nd</sup> Floor, Churchgate House, Veer Nariman Road, Fort, Mumbai - 400 001.  
Andheri: 201/C, Remi Bizcourt, Off. Veera Desai Road, Andheri (W), Mumbai - 400 058.  
Ahmedabad: 509, Golden Triangle, Near Sardar Patel Stadium, Navrangpura, Ahmedabad - 380 014.



Gratuity obligation of **INR 1,109,500,000/-** calculated as at 31-03-2020 before wage revision for given set of employees, and base assumption including plan provision used to execute 31-03-2020 full run, is increasing to **INR 1,222,100,000/-**.

This increase in Projected Benefit Obligation as affect of wages revision is **INR 112,600,000/-**.

The unit wise bifurcation of the increase in liability is as follows:

Units	Increase in Liability
Ahemdabad Generation	INR 31,000,000
Ahemdabad Distribution	INR 81,600,000

Please note this is for management information purposes only so that they can understand impact of wage settlement exercised by the entity and should not be used for any other purpose. It is not a formal accounting valuation for the purposes of financial reporting.

Yours faithfully,  
For M/S. K. A. Pandit

Kulin Patel F.I.A.I. (10235)  
Partner  
kap@ka-pandit.com

ACTUARY  
Date: 22-09-2020



Date: 22-09-2020

Finance & Accounts  
Torrent Power Limited-Ahmedabad  
Torrent  
Naranpura  
AHMEDABAD - 380054

Sir/Madam,

**Subject: Assessing the impact of wage settlement on Leave Liability for Distribution and Generation Units Staff Employees as on 31-03-2020.**

As desired by you, for your management information, we have estimated the Leave Projected Benefit Obligation (PBO) towards **Distribution and Generation Units Staff Employees** (as per company scheme) **before and after wage settlement**, based on the data and assumptions as under:

**Summary of data supplied as given below:**

	Before Wage Settlement	After Wage Settlement
Number of Employees	1694	1694
Total Monthly Salary	INR 71,104,021	INR 78,462,579
Total Leave Days	234,879.75	234,879.75

**Summary of Valuation Assumptions:**

	Before Wage Settlement
Mortality	Indian Assured Lives Mortality (2006-08) Ultimate
Retirement Age	58 years
Attrition Rate	4.00% p.a.
Salary Escalation Rate	8.50% p.a.
Discount Rate	7.08% p.a.
While in Service Availability Rate	2.98% p.a.
While in Service Encashment Rate	5.00% of the leave balance (for the next year)

Offices: Churchgate: 2<sup>nd</sup> Floor, Churchgate House, Veer Nariman Road, Fort, Mumbai - 400 001.  
Andheri: 201/C, Remi Bizcourt, Off. Veera Desai Road, Andheri (W), Mumbai - 400 058.  
Ahmedabad: 509, Golden Triangle, Near Sardar Patel Stadium, Navrangpura, Ahmedabad - 380 014.



To calculate the PBO we have used the **Projected Unit Credit Method** which is suggested under **Indian Accounting Standard 19 (Ind AS 19)**.

Gratuity obligation of **INR 446,700,000/-** calculated as at 31-03-2020 before wage revision for given set of employees, and base assumption including plan provision used to execute 31-03-2020 full run, is increasing to **INR 492,400,000/-**.

This increase in Projected Benefit Obligation as affect of wages revision is **INR 45,700,000/-**.

The unit wise bifurcation of the increase in liability is as follows:

Units	Increase in Liability
Ahemdabad Generation	INR 12,000,000
Ahemdabad Distribution	INR 33,700,000

Please note this is for management information purposes only so that they can understand impact of wage settlement exercised by the entity and should not be used for any other purpose. It is not a formal accounting valuation for the purposes of financial reporting.

Yours faithfully,  
For M/S. K. A. Pandit

Kulin Patel F.I.A.I. (10235)  
Partner  
kap@ka-pandit.com

**ACTUARY**  
Date: 22-09-2020

## Annexure-6

(in Rs. Crore)

Particulars	Gross Block			
	As at the beginning of the Financial Year	Additions	Deductions	As at the end of the Financial Year
<b>FY 2019-20</b>				
As per Ind AS	819.12	29.81	2.33	846.60
Add:				
Acc Dep	353.07	-	1.51	351.56
As per GAAP	1,172.19	29.81	3.84	1,198.16
Less:				
Fixed Assets for C-Station	79.84	-	0.00	79.84
As per Form-5 of the Petition	1,092.35	29.81	3.84	1,118.32

(Amount In Rs.)

BOB

Opening	Disbursement	Principal Repayment	Eligible Loan Amount for Interest Calculation	Rate of Interest	From	To	No. of Days	Interest Amount
1,29,53,04,192	-	-	1,29,53,04,192	9.10%	01-Apr-19	30-Apr-19	30	96,88,166
1,29,53,04,192	-	-	1,29,53,04,192	9.10%	01-May-19	31-May-19	31	1,00,11,104
1,29,53,04,192	-	-	1,29,53,04,192	9.10%	01-Jun-19	27-Jun-19	27	87,19,349
1,29,53,04,192	-	6,42,37,199	1,23,10,66,993	9.10%	28-Jun-19	29-Jun-19	2	6,13,847
1,23,10,66,993	-	1,48,63,735	1,21,62,03,258	9.10%	30-Jun-19	30-Jun-19	1	3,03,219
1,21,62,03,258	-	-	1,21,62,03,258	9.10%	01-Jul-19	31-Jul-19	31	93,99,752
1,21,62,03,258	-	-	1,21,62,03,258	9.10%	01-Aug-19	31-Aug-19	31	93,99,752
1,21,62,03,258	-	-	1,21,62,03,258	9.10%	01-Sep-19	29-Sep-19	29	87,93,316
1,21,62,03,258	-	1,48,63,735	1,20,13,39,523	9.10%	30-Sep-19	30-Sep-19	1	2,99,512
1,20,13,39,523	-	-	1,20,13,39,523	9.10%	01-Oct-19	09-Oct-19	9	26,95,608
1,20,13,39,523	-	-	1,20,13,39,523	9.10%	10-Oct-19	31-Oct-19	22	65,89,265
1,20,13,39,523	-	-	1,20,13,39,523	9.10%	01-Nov-19	30-Nov-19	30	89,85,362
1,20,13,39,523	-	-	1,20,13,39,523	9.10%	01-Dec-19	30-Dec-19	30	89,85,361
1,20,13,39,523	-	1,48,63,735	1,18,64,75,788	9.10%	31-Dec-19	31-Dec-19	1	2,95,807
1,18,64,75,788	-	-	1,18,64,75,788	9.10%	01-Jan-20	31-Jan-20	31	91,69,995
1,18,64,75,788	-	-	1,18,64,75,788	9.10%	01-Feb-20	29-Feb-20	29	85,78,382
1,18,64,75,788	-	-	1,18,64,75,788	9.10%	01-Mar-20	09-Mar-20	9	28,62,257
1,18,64,75,788	-	-	1,18,64,75,788	9.10%	10-Mar-20	13-Mar-20	4	11,83,225
1,18,64,75,788	-	-	1,18,64,75,788	9.20%	14-Mar-20	27-Mar-20	14	41,86,797
1,18,64,75,788	-	-	1,18,64,75,788	8.15%	28-Mar-20	30-Mar-20	3	7,94,776
1,18,64,75,788	-	-	1,18,64,75,788	8.15%	31-Mar-20	31-Mar-20	1	2,64,925
<b>Total</b>				<b>9.09%</b>			<b>365</b>	<b>11,16,19,777</b>

IDFC

Opening	Disbursement	Principal Repayment	Eligible Loan Amount for Interest Calculation	Rate of Interest	From	To	No. of Days	Interest Amount
6,45,28,489	-	-	6,45,28,489	9.10%	01-Apr-19	30-Apr-19	30	4,82,639
6,45,28,489	-	-	6,45,28,489	9.10%	01-May-19	31-May-19	31	4,98,726
6,45,28,489	-	-	6,45,28,489	9.10%	01-Jun-19	27-Jun-19	27	4,34,374
6,45,28,489	-	32,00,120	6,13,28,369	9.10%	28-Jun-19	29-Jun-19	2	30,581
6,13,28,369	-	7,40,470	6,05,87,899	9.10%	30-Jun-19	30-Jun-19	1	15,105
6,05,87,899	-	-	6,05,87,899	9.10%	01-Jul-19	31-Jul-19	31	4,68,271
6,05,87,899	-	-	6,05,87,899	9.10%	01-Aug-19	31-Aug-19	31	4,68,271
6,05,87,899	-	-	6,05,87,899	9.10%	01-Sep-19	29-Sep-19	29	4,38,059
6,05,87,899	-	7,40,470.00	5,98,47,429	9.10%	30-Sep-19	30-Sep-19	1	14,922
5,98,47,429	-	-	5,98,47,429	9.10%	01-Oct-19	09-Oct-19	9	1,34,288
5,98,47,429	-	5,98,47,429	-	9.10%	10-Oct-19	31-Oct-19	22	-
-	-	-	-	9.10%	01-Nov-19	30-Nov-19	30	-
-	-	-	-	9.10%	01-Dec-19	30-Dec-19	30	-
-	-	-	-	9.10%	31-Dec-19	31-Dec-19	1	-
-	-	-	-	9.10%	01-Jan-20	31-Jan-20	31	-
-	-	-	-	9.10%	01-Feb-20	29-Feb-20	29	-
-	-	-	-	9.10%	01-Mar-20	09-Mar-20	9	-
-	-	-	-	9.10%	10-Mar-20	13-Mar-20	4	-
-	-	-	-	9.10%	14-Mar-20	27-Mar-20	14	-
-	-	-	-	9.10%	28-Mar-20	30-Mar-20	3	-
-	-	-	-	9.10%	31-Mar-20	31-Mar-20	1	-
<b>Total</b>				<b>9.10%</b>			<b>365</b>	<b>29,85,236</b>

SBI 2

Opening	Disbursement	Principal Repayment	Eligible Loan Amount for Interest Calculation	Rate of Interest	From	To	No. of Days	Interest Amount
12,08,57,687	-	-	12,08,57,687	9.10%	01-Apr-19	30-Apr-19	30	9,03,950
12,08,57,687	-	-	12,08,57,687	9.10%	01-May-19	31-May-19	31	9,34,081
12,08,57,687	-	-	12,08,57,687	9.10%	01-Jun-19	27-Jun-19	27	8,13,554
12,08,57,687	-	59,93,619	11,48,64,068	9.10%	28-Jun-19	29-Jun-19	2	57,275
11,48,64,068	-	13,86,853	11,34,77,215	9.10%	30-Jun-19	30-Jun-19	1	28,292
11,34,77,215	-	-	11,34,77,215	9.10%	01-Jul-19	31-Jul-19	31	8,77,040
11,34,77,215	-	-	11,34,77,215	9.10%	01-Aug-19	31-Aug-19	31	8,77,039
11,34,77,215	-	-	11,34,77,215	9.10%	01-Sep-19	29-Sep-19	29	8,20,456
11,34,77,215	-	13,86,853	11,20,90,362	9.10%	30-Sep-19	30-Sep-19	1	27,946
11,20,90,362	-	-	11,20,90,362	9.10%	01-Oct-19	09-Oct-19	9	2,51,512
11,20,90,362	-	-	11,20,90,362	9.10%	10-Oct-19	31-Oct-19	22	6,14,808
11,20,90,362	-	-	11,20,90,362	9.10%	01-Nov-19	30-Nov-19	30	8,38,374
11,20,90,362	-	-	11,20,90,362	9.10%	01-Dec-19	30-Dec-19	30	8,38,374
11,20,90,362	-	13,86,853	11,07,03,509	9.10%	31-Dec-19	31-Dec-19	1	27,600
11,07,03,509	-	-	11,07,03,509	9.10%	01-Jan-20	31-Jan-20	31	8,55,603
11,07,03,509	-	-	11,07,03,509	9.10%	01-Feb-20	29-Feb-20	29	8,00,402
11,07,03,509	-	-	11,07,03,509	9.10%	01-Mar-20	09-Mar-20	9	2,48,400
11,07,03,509	-	-	11,07,03,509	9.20%	10-Mar-20	13-Mar-20	4	1,11,613
11,07,03,509	-	-	11,07,03,509	9.20%	14-Mar-20	27-Mar-20	14	3,90,647
11,07,03,509	-	-	11,07,03,509	8.40%	28-Mar-20	30-Mar-20	3	76,431
11,07,03,509	-	-	11,07,03,509	8.15%	31-Mar-20	31-Mar-20	1	24,719
<b>Total</b>				<b>9.10%</b>			<b>365</b>	<b>1,04,18,116</b>

SBI

Opening	Disbursement	Principal Repayment	Eligible Loan Amount for Interest Calculation	Rate of Interest	From	To	No. of Days	Interest Amount
1,03,96,95,634	-	-	1,03,96,95,634	9.10%	01-Apr-19	30-Apr-19	30	77,76,355
1,03,96,95,634	-	-	1,03,96,95,634	9.10%	01-May-19	31-May-19	31	80,35,565
1,03,96,95,634	-	-	1,03,96,95,634	9.10%	01-Jun-19	27-Jun-19	27	69,98,718
1,03,96,95,634	-	5,15,60,966	98,81,34,668	9.10%	28-Jun-19	29-Jun-19	2	4,92,714
98,81,34,668	-	1,19,30,603	97,62,04,065	9.10%	30-Jun-19	30-Jun-19	1	2,43,382
97,62,04,065	-	-	97,62,04,065	9.10%	01-Jul-19	31-Jul-19	31	75,44,855
97,62,04,065	-	-	97,62,04,065	9.10%	01-Aug-19	31-Aug-19	31	75,44,855
97,62,04,065	-	-	97,62,04,065	9.10%	01-Sep-19	29-Sep-19	29	70,58,089
97,62,04,065	-	-	97,62,04,065	9.10%	30-Sep-19	30-Sep-19	1	2,40,408
96,42,73,462	-	1,19,30,603	96,42,73,462	9.10%	01-Oct-19	09-Oct-19	9	21,63,672
96,42,73,462	-	-	96,42,73,462	9.10%	10-Oct-19	31-Oct-19	22	52,88,975
96,42,73,462	-	-	96,42,73,462	9.10%	01-Nov-19	30-Nov-19	30	72,12,237
96,42,73,462	-	-	96,42,73,462	9.10%	01-Dec-19	30-Dec-19	30	72,12,237
96,42,73,462	-	1,19,30,603	95,23,42,859	9.10%	31-Dec-19	31-Dec-19	1	2,37,433
95,23,42,859	-	-	95,23,42,859	9.10%	01-Jan-20	31-Jan-20	31	73,60,437
95,23,42,859	-	-	95,23,42,859	9.10%	01-Feb-20	29-Feb-20	29	68,85,570
95,23,42,859	-	-	95,23,42,859	9.10%	01-Mar-20	09-Mar-20	9	21,36,901
95,23,42,859	-	-	95,23,42,859	9.20%	10-Mar-20	13-Mar-20	4	9,60,170
95,23,42,859	-	-	95,23,42,859	9.20%	14-Mar-20	27-Mar-20	14	33,60,596
95,23,42,859	-	-	95,23,42,859	8.40%	28-Mar-20	30-Mar-20	3	6,57,508
95,23,42,859	-	-	95,23,42,859	8.15%	31-Mar-20	31-Mar-20	1	2,12,647
<b>Total</b>				9.10%			365	8,96,23,324

Total

Opening	Disbursement	Principal Repayment	Closing	From	To	No. of Days	Interest Amount	Average	Weighted Average rate of Interest
2,52,03,86,002	-	-	2,52,03,86,002	01-Apr-19	30-Apr-19	30	1,88,51,110	2,52,03,86,002	9.10%
2,52,03,86,002	-	-	2,52,03,86,002	01-May-19	31-May-19	31	1,94,79,476	2,52,03,86,002	9.10%
2,52,03,86,002	-	-	2,52,03,86,002	01-Jun-19	27-Jun-19	27	1,69,65,995	2,52,03,86,002	9.10%
2,52,03,86,002	-	12,49,91,904	2,39,53,94,098	28-Jun-19	29-Jun-19	2	11,94,417	2,45,78,90,050	8.87%
2,39,53,94,098	-	2,89,21,661	2,36,64,72,437	30-Jun-19	30-Jun-19	1	5,89,998	2,38,09,33,268	9.04%
2,36,64,72,437	-	-	2,36,64,72,437	01-Jul-19	31-Jul-19	31	1,82,89,918	2,36,64,72,437	9.10%
2,36,64,72,437	-	-	2,36,64,72,437	01-Aug-19	31-Aug-19	31	1,82,89,917	2,36,64,72,437	9.10%
2,36,64,72,437	-	-	2,36,64,72,437	01-Sep-19	29-Sep-19	29	1,71,09,920	2,36,64,72,437	9.10%
2,36,64,72,437	-	2,89,21,661	2,33,75,50,776	30-Sep-19	30-Sep-19	1	5,82,788	2,35,20,11,607	9.04%
2,33,75,50,776	-	-	2,33,75,50,776	01-Oct-19	09-Oct-19	9	52,45,080	2,33,75,50,776	9.10%
2,33,75,50,776	-	5,98,47,429	2,27,77,03,347	10-Oct-19	31-Oct-19	22	1,24,93,048	2,30,76,27,062	8.98%
2,27,77,03,347	-	-	2,27,77,03,347	01-Nov-19	30-Nov-19	30	1,70,35,973	2,27,77,03,347	9.10%
2,27,77,03,347	-	-	2,27,77,03,347	01-Dec-19	30-Dec-19	30	1,70,35,972	2,27,77,03,347	9.10%
2,27,77,03,347	-	2,81,81,191	2,24,95,22,156	31-Dec-19	31-Dec-19	1	5,60,840	2,26,36,12,752	9.04%
2,24,95,22,156	-	-	2,24,95,22,156	01-Jan-20	31-Jan-20	31	1,73,86,035	2,24,95,22,156	9.10%
2,24,95,22,156	-	-	2,24,95,22,156	01-Feb-20	29-Feb-20	29	1,62,64,354	2,24,95,22,156	9.10%
2,24,95,22,156	-	-	2,24,95,22,156	01-Mar-20	09-Mar-20	9	50,47,558	2,24,95,22,156	9.15%
2,24,95,22,156	-	-	2,24,95,22,156	10-Mar-20	13-Mar-20	4	22,55,008	2,24,95,22,156	9.20%
2,24,95,22,156	-	-	2,24,95,22,156	14-Mar-20	27-Mar-20	14	79,38,040	2,24,95,22,156	8.27%
2,24,95,22,156	-	-	2,24,95,22,156	28-Mar-19	30-Mar-19	3	15,28,715	2,24,95,22,156	8.15%
2,24,95,22,156	-	-	2,24,95,22,156	31-Mar-19	31-Mar-19	1	5,02,291	2,24,95,22,156	9.11%
<b>Total</b>						365	21,46,46,453		

## Annexure-9

Particulars	in Rs. Crore except mentioned otherwise
PBT	133.64
Total PBT for TPL*	1,501.33
Total Tax Paid	305.95
Effective Tax rate	20.38%
MAT rate	17.47%
Income Tax	23.35
Less: Adjustment of Tax Credit	-0.04
Income Tax Claimed	23.39

\* Including remeasurement of defined benefit plans

e/c



February 10, 2021

To,

The Secretary

Gujarat Electricity Regulatory Commission

6th Floor, GIFT ONE, Road 5C, Zone 5,

GIFT City, Gandhinagar

**Sub: Additional Information/ Clarification on our Tariff Petition in Case No. 1925/2021**

Dear Sir,

Reference to our tariff petition we submit the additional details as under:

- 1. Landed cost of Coal and oil for FY 1920 and April, 2020 to September, 20:** The Source-wise month-wise actual landed cost for Indian coal, imported coal and oil for FY 1920 and for April, 2020 to September, 2020 is provided as **Annexure-1**.
- 2. Availability and Generation:** Regarding Actual Availability, Gross Generation, Net Generation and actual PLF the relevant pages from SLDC SEA and SLDC annual report along with relevant working is attached at **Annexure-2**.
- 3. Consumption of stores and spares:** The details of consumption of stores and spares is provided as **Annexure-3**.
- 4. Water Charges:** Details of water charges is attached herewith at **Annexure-4**.
- 5. Other Charges:** Details of other charges is attached herewith at **Annexure-5**.

We trust that above will meet with your requirements.

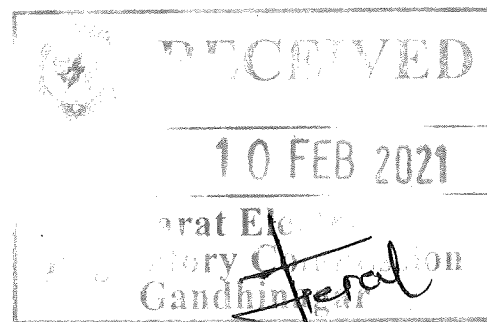
Thanking you,

Yours Sincerely,

Jignesh Langalia,

GM (Regulatory Affairs)

Encl: As above



TORRENT POWER LIMITED

CIN : L31204GJ2004PLC044069

Regd. Office : "Samarway", 600, Tapovan, Ambawadi, Ahmedabad - 380015, Gujarat, India Phone: 079-26628300 www.torrentpower.com

## Domestic Coal:

Annexure-1

Month	Coal	RR Wt.	Site Wt.	Basic Cost	Handling Charges	Taxes	Freight	Total Cost
Apr-19	Bhatgaon	19,394	18,996	3,73,53,595	1,14,90,023	1,01,99,937	5,17,93,210	11,08,36,765
Apr-19	Bijuri	11,974	11,822	2,30,61,423	83,73,323	63,61,233	2,93,94,043	6,71,90,022
Apr-19	Burhar	7,632	7,632	1,11,80,323	46,74,196	38,45,374	1,87,74,401	3,84,74,294
Apr-19	Chirimiri	11,300	11,312	2,17,62,856	69,20,100	59,53,952	3,08,77,842	6,55,14,750
Apr-19	Dumanhill	3,766	3,811	55,16,736	20,51,093	18,84,667	99,73,343	1,94,25,840
Apr-19	Nawrozabad	7,567	7,566	1,02,44,044	43,32,068	37,55,662	1,81,05,986	3,64,37,760
Apr-19	New Chirimiri	7,705	7,490	1,48,40,138	42,56,521	40,36,897	2,03,90,503	4,35,24,060
Apr-19	Rajnagar	16,067	16,000	3,72,26,891	1,31,22,965	89,44,233	3,89,55,954	9,82,50,044
<b>Total</b>		<b>85,404</b>	<b>84,630</b>	<b>16,11,86,007</b>	<b>5,52,20,289</b>	<b>4,49,81,955</b>	<b>21,82,65,282</b>	<b>47,96,53,534</b>

Month	Coal	RR Wt.	Site Wt.	Basic Cost	Handling Charges	Taxes	Freight	Total Cost
May-19	Bhatgaon	8,057	7,848	1,55,17,243	47,75,863	42,37,343	2,12,39,189	4,57,69,638
May-19	Bijuri	19,483	19,553	3,75,24,855	1,36,59,766	1,03,52,555	4,82,49,347	10,97,86,523
May-19	Burhar	15,095	15,079	2,21,14,761	92,45,338	76,06,165	3,71,78,698	7,61,44,962
May-19	Churcha	4,016	4,065	1,26,25,487	33,30,860	24,04,113	1,02,29,495	2,85,89,955
May-19	Dumanhill	11,161	11,088	2,11,33,805	78,87,975	59,15,445	3,08,13,846	6,57,51,072
May-19	Nawrozabad	18,787	18,678	2,55,58,835	1,09,45,070	93,40,031	4,44,49,121	9,02,93,058
May-19	Rajnagar	23,423	23,360	5,42,71,554	1,90,72,112	1,30,36,463	5,74,18,489	14,37,98,619
<b>Total</b>		<b>1,00,022</b>	<b>99,673</b>	<b>18,87,46,541</b>	<b>6,89,16,984</b>	<b>5,28,92,116</b>	<b>24,95,78,185</b>	<b>56,01,33,826</b>

Month	Coal	RR Wt.	Site Wt.	Basic Cost	Handling Charges	Taxes	Freight	Total Cost
Jun-19	Bhatgaon	14,478	14,170	2,78,84,821	85,69,689	76,13,965	3,82,27,436	8,22,95,911
Jun-19	Bijuri	7,894	7,998	1,52,03,979	55,44,938	41,95,074	2,13,78,328	4,63,22,319
Jun-19	Burhar	26,468	26,337	3,87,75,649	1,61,59,699	1,33,33,975	6,55,18,786	13,37,88,109
Jun-19	Churcha	3,807	3,803	1,19,70,591	31,63,226	22,79,667	97,00,383	2,71,13,867
Jun-19	Dumanhill	7,397	7,166	1,08,36,986	39,43,741	36,97,940	2,04,33,319	3,89,11,987
Jun-19	Nawrozabad	7,503	7,405	1,03,15,278	43,76,557	37,35,936	1,77,38,914	3,61,66,685
Jun-19	Rajnagar	20,113	20,007	4,66,01,404	1,63,71,820	1,11,93,789	4,90,83,897	12,32,50,910
<b>Total</b>		<b>87,661</b>	<b>86,885</b>	<b>16,15,88,708</b>	<b>5,81,29,670</b>	<b>4,60,50,347</b>	<b>22,20,81,063</b>	<b>48,78,49,787</b>

Month	Coal	RR Wt.	Site Wt.	Basic Cost	Handling Charges	Taxes	Freight	Total Cost
Jul-19	Bhatgaon	19,357	19,205	3,72,76,000	1,18,05,189	1,01,97,056	5,13,60,360	11,06,38,605
Jul-19	Bijuri	15,727	15,800	3,02,89,278	1,10,30,238	83,56,584	3,86,28,095	8,83,04,195
Jul-19	Burhar	29,834	29,588	4,37,07,059	1,80,83,912	1,50,23,217	7,38,53,148	15,06,67,336
Jul-19	Rajnagar	22,714	22,605	5,26,28,639	1,81,37,054	1,26,23,937	5,63,81,604	13,97,71,234
<b>Total</b>		<b>87,632</b>	<b>87,197</b>	<b>16,39,00,976</b>	<b>5,90,56,394</b>	<b>4,62,00,793</b>	<b>22,02,23,207</b>	<b>48,93,81,369</b>

Month	Coal	RR Wt.	Site Wt.	Basic Cost	Handling Charges	Taxes	Freight	Total Cost
Aug-19	Bhatgaon	12,004	11,759	2,31,18,799	84,63,574	63,80,531	3,11,85,975	6,91,48,879
Aug-19	Bijuri	15,918	15,890	3,06,59,012	1,11,84,938	84,59,593	3,94,95,859	8,97,99,402
Aug-19	Burhar	22,400	21,884	3,28,15,502	1,35,92,689	1,12,80,274	5,48,61,472	11,25,49,936
Aug-19	Dumanhill	22,099	22,315	3,79,49,758	1,58,07,363	1,15,27,256	6,04,26,894	12,57,11,270
Aug-19	New Chirimiri	7,564	7,469	1,45,68,225	41,78,530	39,62,930	2,01,68,375	4,28,78,060
Aug-19	Rajnagar	11,497	11,431	2,66,39,221	91,49,590	63,88,357	2,84,85,437	7,06,62,604
<b>Total</b>		<b>91,481</b>	<b>90,748</b>	<b>16,57,50,517</b>	<b>6,23,76,683</b>	<b>4,79,98,940</b>	<b>23,46,24,012</b>	<b>51,07,50,151</b>

Month	Coal	RR Wt.	Site Wt.	Basic Cost	Handling Charges	Taxes	Freight	Total Cost
Sep-19	Bhatgaon	15,979	16,011	3,07,75,227	1,12,91,170	84,94,852	4,19,98,465	9,25,59,714
Sep-19	Bijuri	4,062	4,121	78,22,950	28,54,124	21,58,558	99,69,366	2,28,04,997
Sep-19	Burhar	14,280	14,989	2,18,32,518	88,09,982	72,43,989	3,52,59,116	7,31,45,605
Sep-19	Chirimiri	3,901	3,821	75,13,711	23,89,192	20,55,625	1,05,46,793	2,25,05,321
Sep-19	Churcha	3,599	3,583	1,13,15,759	29,91,266	21,55,015	91,71,272	2,56,33,312
Sep-19	Dumanhill	6,940	7,187	1,17,95,610	49,34,527	36,12,463	2,04,04,989	4,07,47,588
Sep-19	Rajnagar	23,450	23,527	5,43,33,905	1,86,35,627	1,30,28,521	5,84,67,419	14,44,65,472
<b>Total</b>		<b>72,211</b>	<b>73,240</b>	<b>14,53,89,679</b>	<b>5,19,05,888</b>	<b>3,87,49,022</b>	<b>18,58,17,420</b>	<b>42,18,62,010</b>

Month	Coal	RR Wt.	Site Wt.	Basic Cost	Handling Charges	Taxes	Freight	Total Cost
Oct-19	Bhatgaon	15,979	15,834	3,07,74,784	1,05,69,839	84,58,671	4,20,08,291	9,18,11,585
Oct-19	Bijuri	15,399	15,349	2,96,58,686	1,08,40,109	81,84,584	3,78,47,057	8,65,30,436
Oct-19	Burhar	18,619	19,089	2,94,98,454	1,16,90,307	95,06,890	4,56,37,050	9,63,32,701
Oct-19	Churcha	11,842	11,484	3,72,30,431	98,55,446	70,90,990	3,18,36,814	8,60,13,680
Oct-19	New Chirimiri	10,765	10,619	2,07,32,581	59,73,861	56,41,154	2,96,77,788	6,20,25,384
Oct-19	Rajnagar	11,904	11,869	2,75,81,661	96,30,139	66,22,206	2,92,65,992	7,30,99,998
<b>Total</b>		<b>84,507</b>	<b>84,243</b>	<b>17,54,76,596</b>	<b>5,85,59,701</b>	<b>4,55,04,495</b>	<b>21,62,72,992</b>	<b>49,58,13,783</b>

Month	Coal	RR Wt.	Site Wt.	Basic Cost	Handling Charges	Taxes	Freight	Total Cost
Nov-19	Bhatgaon	20,156	19,849	3,88,19,493	1,22,20,323	1,06,14,191	5,28,04,231	11,44,58,238
Nov-19	Bijuri	3,852	3,908	74,19,761	27,09,920	20,47,452	94,64,415	2,16,41,548
Nov-19	Burhar	33,818	33,713	5,07,98,520	2,07,86,800	1,71,06,294	8,38,84,365	17,25,75,979
Nov-19	Dumanhill	17,790	17,858	2,42,68,042	1,02,57,993	88,42,158	5,14,38,280	9,48,06,473
Nov-19	New Chirimiri	11,475	10,533	2,21,00,927	64,25,159	60,16,320	3,01,69,388	6,47,11,795
Nov-19	Rajnagar	7,821	7,589	1,81,21,442	62,34,742	43,46,241	1,94,92,192	4,81,94,617
<b>Total</b>		<b>94,911</b>	<b>93,450</b>	<b>16,15,28,185</b>	<b>5,86,34,937</b>	<b>4,89,72,656</b>	<b>24,72,52,871</b>	<b>51,63,88,650</b>

Month	Coal	RR Wt.	Site Wt.	Basic Cost	Handling Charges	Taxes	Freight	Total Cost
Dec-19	Bhatgaon	11,126	10,683	2,14,27,963	70,16,572	58,72,479	2,94,57,675	6,37,74,689
Dec-19	Burhar	26,795	26,404	3,96,57,278	1,62,75,071	1,35,14,761	6,49,06,008	13,43,53,119
Dec-19	Dumanhill	11,403	11,269	1,72,73,233	72,98,636	57,89,701	3,09,41,425	6,13,02,996
Dec-19	New Chirimiri	7,321	7,117	1,40,99,283	40,98,929	38,38,111	2,04,11,693	4,24,48,016
Dec-19	Rajnagar	19,816	19,400	4,59,12,954	1,62,18,905	1,10,32,869	4,83,77,541	12,15,42,269
<b>Total</b>		<b>76,460</b>	<b>74,873</b>	<b>13,83,70,712</b>	<b>5,09,08,114</b>	<b>4,00,47,921</b>	<b>19,40,94,342</b>	<b>42,34,21,089</b>

Month	Coal	RR Wt.	Site Wt.	Basic Cost	Handling Charges	Taxes	Freight	Total Cost
Jan-20	Bhatgaon	3,843	3,768	74,00,751	24,49,324	20,29,524	1,04,40,144	2,23,19,743
Jan-20	Bijuri	3,641	3,748	70,12,065	25,43,200	19,34,059	92,36,511	2,07,25,835
Jan-20	Burhar	7,825	7,553	1,19,24,673	48,83,197	39,70,569	1,90,78,377	3,98,56,817
Jan-20	Dumanhill	3,662	3,471	84,85,804	35,67,852	20,67,647	1,02,69,283	2,43,90,586
Jan-20	Rajnagar	3,556	3,404	82,38,835	28,07,721	19,74,656	86,00,559	2,16,21,770
<b>Total</b>		<b>22,527</b>	<b>21,945</b>	<b>4,30,62,129</b>	<b>1,62,51,293</b>	<b>1,19,76,455</b>	<b>5,76,24,874</b>	<b>12,89,14,751</b>

Month	Coal	RR Wt.	Site Wt.	Basic Cost	Handling Charges	Taxes	Freight	Total Cost
Feb-20	Bhatgaon	6,980	6,822	1,34,43,230	44,52,326	36,86,726	1,84,75,561	4,00,57,842
Feb-20	Bijuri	19,731	19,970	3,80,02,253	1,38,89,914	1,04,87,080	4,91,45,777	11,15,25,024
Feb-20	Burhar	18,518	18,215	2,98,59,615	1,18,86,336	94,94,442	4,60,95,015	9,73,35,408
Feb-20	Churchar	4,015	4,072	1,26,21,965	33,58,234	24,04,858	1,02,29,495	2,86,14,553
Feb-20	Jillimili	3,684	3,688	53,96,914	20,67,523	18,46,782	94,32,310	1,87,43,528
Feb-20	Rajnagar	7,879	7,695	1,82,56,547	61,87,093	43,73,938	1,95,01,828	4,83,19,405
<b>Total</b>		<b>60,807</b>	<b>60,463</b>	<b>11,75,80,522</b>	<b>4,18,41,425</b>	<b>3,22,93,825</b>	<b>15,28,79,986</b>	<b>34,45,95,759</b>

Month	Coal	RR Wt.	Site Wt.	Basic Cost	Handling Charges	Taxes	Freight	Total Cost
Mar-20	Bhatgaon	3,825	3,785	73,67,046	23,05,254	20,13,635	1,04,46,350	2,21,32,285
Mar-20	Burhar	49,257	48,941	7,94,09,717	3,26,53,862	2,53,06,035	12,03,69,290	25,77,38,904
Mar-20	Churchar	3,780	3,815	1,18,82,968	31,65,016	22,64,227	99,62,421	2,72,74,633
Mar-20	Dumanhill	8,063	7,705	91,92,230	39,22,905	38,81,101	2,06,36,886	3,76,33,122
Mar-20	Jillimili	3,831	3,808	56,12,855	21,50,248	19,20,675	98,74,928	1,95,58,706
Mar-20	Rajnagar	7,926	7,748	1,83,63,615	65,93,265	44,18,084	1,95,10,984	4,88,85,948
<b>Total</b>		<b>76,682</b>	<b>75,802</b>	<b>13,18,28,431</b>	<b>5,07,90,550</b>	<b>3,98,03,757</b>	<b>19,08,00,859</b>	<b>41,32,23,597</b>

Month	Coal	RR Wt.	Site Wt.	Basic Cost	Handling Charges	Taxes	Freight	Total Cost
Apr-20	Burhar	66	64	97,217	40,167	33,413	1,58,455	3,29,252
<b>Total</b>		<b>66</b>	<b>64</b>	<b>97,217</b>	<b>40,167</b>	<b>33,413</b>	<b>1,58,455</b>	<b>3,29,252</b>

Month	Coal	RR Wt.	Site Wt.	Basic Cost	Handling Charges	Taxes	Freight	Total Cost
Jun-20	Bhatgaon	3,787	3,699	72,93,723	25,97,246	20,09,340	97,94,746	2,16,95,056
Jun-20	Burhar	19,339	19,145	2,96,10,790	1,23,57,679	98,34,087	4,71,78,501	9,89,81,057
Jun-20	Rajnagar	3,996	3,902	92,58,593	33,49,508	22,28,781	96,26,845	2,44,63,727
<b>Total</b>		<b>27,122</b>	<b>26,747</b>	<b>4,61,63,106</b>	<b>1,83,04,433</b>	<b>1,40,72,209</b>	<b>6,66,00,092</b>	<b>14,51,39,840</b>

Month	Coal	RR Wt.	Site Wt.	Basic Cost	Handling Charges	Taxes	Freight	Total Cost
Jul-20	Bhatgaon	10,966	10,664	2,11,20,670	74,39,640	58,14,448	2,87,58,493	6,31,33,251
Jul-20	Burhar	15,167	15,064	2,41,70,973	98,51,064	77,68,074	3,66,47,103	7,84,37,214
Jul-20	Rajnagar	3,882	3,802	89,93,528	32,22,431	21,63,414	93,51,242	2,37,30,615
<b>Total</b>		<b>30,015</b>	<b>29,530</b>	<b>5,42,85,171</b>	<b>2,05,13,135</b>	<b>1,57,45,935</b>	<b>7,47,56,838</b>	<b>16,53,01,080</b>

Month	Coal	RR Wt.	Site Wt.	Basic Cost	Handling Charges	Taxes	Freight	Total Cost
Aug-20	Bhatgaon	3,928	3,892	75,66,252	26,44,648	20,81,937	1,01,86,580	2,24,79,418
Aug-20	Burhar	34,888	35,357	5,76,65,939	2,31,06,480	1,79,93,957	8,38,95,558	18,26,61,934
Aug-20	Rajnagar	3,930	3,776	91,06,922	32,61,095	21,90,593	94,69,288	2,40,27,898
<b>Total</b>		<b>42,747</b>	<b>43,025</b>	<b>7,43,39,114</b>	<b>2,90,12,223</b>	<b>2,22,66,487</b>	<b>10,35,51,426</b>	<b>22,91,69,250</b>

Month	Coal	RR Wt.	Site Wt.	Basic Cost	Handling Charges	Taxes	Freight	Total Cost
Sep-20	Bhatgaon	7,872	7,731	1,51,60,625	52,77,474	41,70,529	2,09,64,584	4,55,73,212
Sep-20	Burhar	42,248	42,792	6,54,30,808	2,74,29,787	2,15,42,414	10,13,26,470	21,57,29,478
Sep-20	Churchar	64	65	2,01,782	53,745	38,448	1,71,331	4,65,306
Sep-20	Rajnagar	3,998	3,844	92,62,486	32,33,535	22,23,849	96,31,181	2,43,51,051
<b>Total</b>		<b>54,182</b>	<b>54,432</b>	<b>9,00,55,700</b>	<b>3,59,94,541</b>	<b>2,79,75,240</b>	<b>13,20,93,566</b>	<b>28,61,19,046</b>

Imported Coal:

Annexure-1

Month	Coal	RR Wt.	Site Wt.	Basic Cost	Handling Charges	Taxes	Freight	Total Cost
Apr-19	Enviro	52,229.20	51,884.24	22,59,18,765	3,30,50,130	3,27,36,306	3,84,01,810	33,01,07,011
<b>Total</b>		<b>52,229.20</b>	<b>51,884.24</b>	<b>22,59,18,765</b>	<b>3,30,50,130</b>	<b>3,27,36,306</b>	<b>3,84,01,810</b>	<b>33,01,07,011</b>
Month	Coal	RR Wt.	Site Wt.	Basic Cost	Handling Charges	Taxes	Freight	Total Cost
May-19	Enviro	39,802.70	40,098.85	15,22,00,668	2,55,16,919	2,41,39,508	2,94,27,046	23,12,84,141
<b>Total</b>		<b>39,802.70</b>	<b>40,098.85</b>	<b>15,22,00,668</b>	<b>2,55,16,919</b>	<b>2,41,39,508</b>	<b>2,94,27,046</b>	<b>23,12,84,141</b>
Month	Coal	RR Wt.	Site Wt.	Basic Cost	Handling Charges	Taxes	Freight	Total Cost
Jun-19	CDE	30,827.30	31,230.47	13,04,90,134	1,63,35,734	1,93,50,399	2,27,74,142	18,89,50,408
Jun-19	Enviro	20,951.50	21,155.60	8,10,78,263	1,34,77,970	1,27,98,540	1,55,66,005	12,29,20,778
<b>Total</b>		<b>51,778.80</b>	<b>52,386.07</b>	<b>21,15,68,397</b>	<b>2,98,13,704</b>	<b>3,21,48,939</b>	<b>3,83,40,147</b>	<b>31,18,71,186</b>
Month	Coal	RR Wt.	Site Wt.	Basic Cost	Handling Charges	Taxes	Freight	Total Cost
Jul-19	Enviro	38,881.40	39,752.25	15,87,06,485	2,55,93,827	2,43,54,088	2,90,44,144	23,76,98,544
<b>Total</b>		<b>38,881.40</b>	<b>39,752.25</b>	<b>15,87,06,485</b>	<b>2,55,93,827</b>	<b>2,43,54,088</b>	<b>2,90,44,144</b>	<b>23,76,98,544</b>
Month	Coal	RR Wt.	Site Wt.	Basic Cost	Handling Charges	Taxes	Freight	Total Cost
Aug-19	Enviro	43,703.40	43,342.80	16,99,68,465	2,77,75,020	2,64,07,670	3,22,64,725	25,64,15,880
<b>Total</b>		<b>43,703.40</b>	<b>43,342.80</b>	<b>16,99,68,465</b>	<b>2,77,75,020</b>	<b>2,64,07,670</b>	<b>3,22,64,725</b>	<b>25,64,15,880</b>
Month	Coal	RR Wt.	Site Wt.	Basic Cost	Handling Charges	Taxes	Freight	Total Cost
Sep-19	Enviro	40,051.90	39,933.52	17,06,39,111	2,58,89,332	2,49,30,750	2,96,18,472	25,10,77,665
<b>Total</b>		<b>40,051.90</b>	<b>39,933.52</b>	<b>17,06,39,111</b>	<b>2,58,89,332</b>	<b>2,49,30,750</b>	<b>2,96,18,472</b>	<b>25,10,77,665</b>
Month	Coal	RR Wt.	Site Wt.	Basic Cost	Handling Charges	Taxes	Freight	Total Cost
Oct-19	Enviro	36,039.90	36,182.92	15,01,64,237	2,35,38,220	2,24,38,838	2,65,63,919	22,27,05,214
<b>Total</b>		<b>36,039.90</b>	<b>36,182.92</b>	<b>15,01,64,237</b>	<b>2,35,38,220</b>	<b>2,24,38,838</b>	<b>2,65,63,919</b>	<b>22,27,05,214</b>
Month	Coal	RR Wt.	Site Wt.	Basic Cost	Handling Charges	Taxes	Freight	Total Cost
Nov-19	Enviro	20,093.00	20,396.24	8,82,55,419	1,32,31,865	1,27,77,225	1,47,55,552	12,90,20,061
<b>Total</b>		<b>20,093.00</b>	<b>20,396.24</b>	<b>8,82,55,419</b>	<b>1,32,31,865</b>	<b>1,27,77,225</b>	<b>1,47,55,552</b>	<b>12,90,20,061</b>
Month	Coal	RR Wt.	Site Wt.	Basic Cost	Handling Charges	Taxes	Freight	Total Cost
Dec-19	Enviro	7,698.90	8,010.31	3,46,60,960	51,96,612	50,18,059	58,55,102	5,07,30,733
<b>Total</b>		<b>7,698.90</b>	<b>8,010.31</b>	<b>3,46,60,960</b>	<b>51,96,612</b>	<b>50,18,059</b>	<b>58,55,102</b>	<b>5,07,30,733</b>
Month	Coal	RR Wt.	Site Wt.	Basic Cost	Handling Charges	Taxes	Freight	Total Cost
Jan-20	Enviro	11,998.30	12,280.03	5,31,36,225	79,66,552	76,92,825	88,79,216	7,76,74,817
<b>Total</b>		<b>11,998.30</b>	<b>12,280.03</b>	<b>5,31,36,225</b>	<b>79,66,552</b>	<b>76,92,825</b>	<b>88,79,216</b>	<b>7,76,74,817</b>
Month	Coal	RR Wt.	Site Wt.	Basic Cost	Handling Charges	Taxes	Freight	Total Cost
Mar-20	Enviro	12,076.90	11,946.59	4,99,10,818	77,21,055	73,82,859	88,75,145	7,38,89,877
<b>Total</b>		<b>12,076.90</b>	<b>11,946.59</b>	<b>4,99,10,818</b>	<b>77,21,055</b>	<b>73,82,859</b>	<b>88,75,145</b>	<b>7,38,89,877</b>
Month	Coal	RR Wt.	Site Wt.	Basic Cost	Handling Charges	Taxes	Freight	Total Cost
May-20	Enviro	32,006.87	31,759.02	13,26,83,775	2,05,25,785	1,96,26,720	2,35,80,959	19,64,17,238
<b>Total</b>		<b>32,006.87</b>	<b>31,759.02</b>	<b>13,26,83,775</b>	<b>2,05,25,785</b>	<b>1,96,26,720</b>	<b>2,35,80,959</b>	<b>19,64,17,238</b>
Month	Coal	RR Wt.	Site Wt.	Basic Cost	Handling Charges	Taxes	Freight	Total Cost
Jun-20	Enviro	7,964.30	7,979.18	3,33,35,655	51,56,927	49,31,044	58,93,931	4,93,17,556
<b>Total</b>		<b>7,964.30</b>	<b>7,979.18</b>	<b>3,33,35,655</b>	<b>51,56,927</b>	<b>49,31,044</b>	<b>58,93,931</b>	<b>4,93,17,556</b>
Month	Coal	RR Wt.	Site Wt.	Basic Cost	Handling Charges	Taxes	Freight	Total Cost
Jul-20	Enviro	19,958.70	19,991.87	8,35,22,627	1,29,20,702	1,23,54,752	1,46,09,254	12,34,07,335
<b>Total</b>		<b>19,958.70</b>	<b>19,991.87</b>	<b>8,35,22,627</b>	<b>1,29,20,702</b>	<b>1,23,54,752</b>	<b>1,46,09,254</b>	<b>12,34,07,335</b>
Month	Coal	RR Wt.	Site Wt.	Basic Cost	Handling Charges	Taxes	Freight	Total Cost
Aug-20	Enviro	2,684.50	2,709.13	1,13,18,284	17,50,905	16,74,212	21,05,764	1,68,49,164
<b>Total</b>		<b>2,684.50</b>	<b>2,709.13</b>	<b>1,13,18,284</b>	<b>17,50,905</b>	<b>16,74,212</b>	<b>21,05,764</b>	<b>1,68,49,164</b>

## Details of Oil Received:

Month	Bill Qty. (Tonnes)	Received Qty. (Tonnes)	Basic of Material	Tax on Material	Basic Cost of Freight	Tax on Freight	Deduction for shortage as per PO terms	Total Cost
<b>LSHS</b>								
Apr-19	139.31	138.97	51,56,304	9,28,135	3,17,487	15,873	5,558	64,12,237
May-19	163.05	162.69	59,74,682	10,75,443	3,71,591	18,580	-	74,40,296
Jun-19	94.52	94.24	33,21,433	5,97,858	2,15,411	10,770	-	41,45,472
Aug-19	138.33	138.53	50,19,917	9,03,585	3,18,159	15,909	-	62,57,569
Sep-19	48.68	48.75	15,49,971	2,78,995	1,11,964	5,599	-	19,46,529
Oct-19	95.05	95.26	33,91,835	6,10,530	2,18,615	10,931	-	42,31,912
Nov-19	141.39	141.22	40,67,688	7,32,184	3,25,197	16,261	-	51,41,330
Dec-19	47.05	46.91	12,50,901	2,25,162	1,08,215	5,411	-	15,89,689
Jan-20	94.75	94.69	28,24,014	5,08,323	2,22,740	11,137	-	35,66,213
Mar-20	110.70	110.53	35,78,931	6,44,208	2,65,791	13,290	-	45,02,223
Sep-20	94.58	94.45	29,99,907	5,39,983	2,39,004	11,949	-	37,90,844
<b>HSD</b>								
Apr-20	12.00	12.00	5,02,431	1,08,927	-	-	-	6,11,357
May-20	4.00	4.00	1,36,182	29,524	-	-	-	1,65,706
Jun-20	8.00	8.00	4,23,875	91,896	-	-	-	5,15,771

## Annexure-2

## Availability

Particulars	Cumulative net availability up to March-20 (MWH)	Cumulative Gross availability up to March-20 (MU)	PAF
TPL-G (APP)	26,84,433.34	2,949.93	92.77%

## Gross Generation

Particulars	Generation in MU	Actual PLF (%)
D Station	781.57	74.15%
E Station	753.21	70.87%
F Station	783.21	73.69%



राज्य भार प्रेषण केंद्र

STATE LOAD DESPATCH CENTRE  
132KV Substation Campus, Gotri, Vadodara-390021  
Email: [impl.slhc@gmail.com](mailto:impl.slhc@gmail.com), Fax 0265- 2322204, 2352019

No: F-Guj-SLDC-22/SCH/SEA/2019-20/03.3/815

Date: 25.04.2020

Published on website

To:

All beneficiaries

**Sub:** State Energy Account (SEA) based on Availability Based Tariff (ABT) for the Month of March, 2020 (R-03).

**Ref:** (1) F-Guj-SLDC-22/SCH/SEA/2019-20/03.0/727 dated 06.04.2020  
(2) F-Guj-SLDC-22/SCH/SEA/2019-20/03.1/764 dated 15.04.2020  
(3) F-Guj-SLDC-22/SCH/SEA/2019-20/01.3/791 dated 21.04.2020

Sir,

State Energy Account (SEA) issued vide letter at reference for the month of March, 2020 based on Availability Based Tariff (ABT) is revised.

The Final SEA is revised to incorporate following changes:

- 1) *Bilateral Schedule of Backbone Enterprise Ltd & Enerson power pvt. Ltd.*

The rest of the details of SEA are unaltered.

The detailed information is available on SLDC website [www.slhcguj.com](http://www.slhcguj.com).

Thanking you,

Yours faithfully,


  
(B.B.Mehta)  
Chief Engineer (SLDC)

DETAILS OF CUMULATIVE AVAILABILITY/ENTITLEMENT FIGURES IN RESPECT OF STATE GENERATING STATIONS UPTO MARCH, 2020

STATION	AVAILABILITY	TOTAL	DGVCL	MGVCL	USVCL	PGVCL	TPAECO	TSECO	DPT	TPLD	MUPL	Hariyana
GSEG(H)-II	For Month of March-2020 (In MWH)	1,88,012.000	1,88,012.000	0.000	0.000	0.000	0.000	0.000	0.000	0.000	0.000	0.000
	Cumulative upto previous Month ( In MWH)	24,26,931.000	24,26,931.000	0.000	0.000	0.000	0.000	0.000	0.000	0.000	0.000	0.000
	Cumulative upto March-2020 ( In MWH)	26,14,943.000	26,14,943.000	0.000	0.000	0.000	0.000	0.000	0.000	0.000	0.000	0.000
	Cumulative In (%)	100.000000	100.000000	0.000000	0.000000	0.000000	0.000000	0.000000	0.000000	0.000000	0.000000	0.000000
DGBPS-3	For Month of March-2020 (In MWH)	2,16,078.250	1,56,886.602	0.000	59,191.648	0.000	0.000	0.000	0.000	0.000	0.000	0.000
	Cumulative upto previous Month ( In MWH)	19,84,971.500	15,51,684.205	6,559.881	4,06,727.414	0.000	0.000	0.000	0.000	0.000	0.000	0.000
	Cumulative upto March-2020 ( In MWH)	21,81,049.750	17,08,570.807	6,559.881	4,65,919.062	0.000	0.000	0.000	0.000	0.000	0.000	0.000
	Cumulative In (%)	0.000000	0.000000	0.000000	0.000000	0.000000	0.000000	0.000000	0.000000	0.000000	0.000000	0.000000
AMGEN DEF	For Month of March-2020 (In MWH)	2,44,897.3800	0.000	0.000	0.000	0.000	2,44,897.380	0.000	0.000	0.000	0.000	0.000
	Cumulative upto previous Month ( In MWH)	24,39,535.963	0.000	0.000	0.000	0.000	24,39,535.963	0.000	0.000	0.000	0.000	0.000
	Cumulative upto March-2020 ( In MWH)	26,84,433.343	0.000	0.000	0.000	0.000	26,84,433.343	0.000	0.000	0.000	0.000	0.000
	Cumulative In (%)	100.000000	0.000000	0.000000	0.000000	0.000000	100.000000	0.000000	0.000000	0.000000	0.000000	0.000000
APMUL-1 ADDITIONAL	For Month of March-2020 (In MWH)	1,48,800.000	0.000	0.000	0.000	74,400.000	0.000	0.000	0.000	0.000	0.000	0.000
	Cumulative upto previous Month ( In MWH)	14,47,506.445	0.000	1,73,550.644	5,50,202.578	7,23,753.222	0.000	0.000	0.000	0.000	0.000	0.000
	Cumulative upto March-2020 ( In MWH)	15,96,306.445	0.000	1,88,430.644	6,09,722.578	7,98,153.222	0.000	0.000	0.000	0.000	0.000	0.000
	Cumulative In (%)	100.000000	0.000000	11.804165	38.195835	50.000000	0.000000	0.000000	0.000000	0.000000	0.000000	0.000000
APMUL-2 ADDITIONAL	For Month of March-2020 (In MWH)	0.000	0.000	0.000	0.000	0.000	0.000	0.000	0.000	0.000	0.000	0.000
	Cumulative upto previous Month ( In MWH)	4,35,592.137	47,184.880	80,784.081	1,49,746.598	1,57,876.579	0.000	0.000	0.000	0.000	0.000	0.000
	Cumulative upto March-2020 ( In MWH)	4,35,592.137	47,184.880	80,784.081	1,49,746.598	1,57,876.579	0.000	0.000	0.000	0.000	0.000	0.000
	Cumulative In (%)	100.000000	10.832353	18.545808	34.377709	36.244130	0.000000	0.000000	0.000000	0.000000	0.000000	0.000000
WTPS 8	For Month of March-2020 (In MWH)	3,94,112.000	24,632.000	1,08,380.800	1,42,865.600	1,18,233.600	0.000	0.000	0.000	0.000	0.000	0.000
	Cumulative upto previous Month ( In MWH)	4,98,922.165	31,182.635	1,37,203.595	1,80,859.285	1,49,676.650	0.000	0.000	0.000	0.000	0.000	0.000
	Cumulative upto March-2020 ( In MWH)	8,93,034.165	55,814.635	2,45,584.395	3,23,724.885	2,67,910.250	0.000	0.000	0.000	0.000	0.000	0.000
	Cumulative In (%)	100.000000	6.250000	27.500000	36.250000	30.000000	0.000000	0.000000	0.000000	0.000000	0.000000	0.000000

# ANNUAL REPORT

2019 - 20



STATE LOAD DESPATCH CENTRE

GUJARAT ENERGY TRANSMISSION CORPORATION LIMITED

### 4.3 State Generating Station wise Energy Generation for Year 2019-20.

#### 4.3.1 Thermal Units



THERMAL	Unit	Unit Capacity (MW)	Generation (MUs)
GANDHINAGAR	GTPS 3	210.00	332.914
	GTPS 4	210.00	404.994
	GTPS 5	210.00	971.120
WANAKBORI	WTPS 1	210.00	375.036
	WTPS 2	210.00	461.047
	WTPS 3	210.00	1115.485
	WTPS 4	210.00	668.844
	WTPS 5	210.00	707.364
	WTPS 6	210.00	646.964
	WTPS 7	210.00	1072.592
	WTPS 8	800.00	950.780
UKAI (TH)	UTPS 3	200.00	926.212
	UTPS 4	200.00	1041.236
	UTPS 5	210.00	981.458
	UTPS 6	500.00	2831.369
STPS	STPS 3	250.00	1458.617
	STPS 4	250.00	1252.596
PANANDHRO	KLTPS 1	70.00	68.245
	KLTPS 2	70.00	79.494
	KLTPS 3	75.00	410.615
	KLTPS 4	75.00	324.842
AE CO	AECO D	120.00	781.570
	AECO E	110.00	753.209
	AECO F	110.00	783.205
SURAT LIGNITE	SLPP 1	125.00	850.497
	SLPP 2	125.00	764.026
	SLPP 3	125.00	822.042
	SLPP 4	125.00	923.202
AKRIMOTA	ALPP 1	125.00	378.221
	ALPP 2	125.00	361.998
APL	APL-1	330.00	2213.788
	APL-2	330.00	2420.832
	APL-3	330.00	2303.711
	APL-4	330.00	2482.348
	APL-5	660.00	4260.186
	APL-6	660.00	3496.551
	APL-7	660.00	4200.699
	APL-8	660.00	4472.354
	APL-9	660.00	3974.509
ESSAR VADINAR	EPGL-1	600.00	2546.436
	EPGL-2	600.00	2057.900
OPGS	OPGS-1	160.00	829.414
	OPGS-2	160.00	712.560
BECL	BECL-1	250.00	162.810
	BECL-2	250.00	448.184
<b>Total Thermal generation</b>			<b>60082.07</b>

## Annexure-3

<b>Particulars</b>	<b>in Rs. Crore</b>
Lubricants and related Consumables	0.41
Material Consumption	22.09
Admin & IT Consumption	0.28
Price Rate Difference	-0.19
Write-off	0.22
Decrease and Increase in Physical Inventory	-0.01
Printing & Stationery	0.06
<b>Total</b>	<b>22.84</b>

Outward No:

જાન વડે જીવન લહેરોય, જાન વિના જીવન સુકાય.

Bill No AIP-2019-04-02	Billing Date 04/05/2019	 Equity Efficiency Sustainability <b>WRD</b>	
Industry Name TORRANT POWER LTD., AHMEDABAD	To		
Address AHMEDABAD,	Phone No.	EXECUTIVE ENGINEER	
Email ID	Source of Water SABARMATI RIVER	AHMEDABAD IRRIGATION DIVISION, AHMEDABAD	
Billing Period April-19	Last Date For Payment 03/07/2019	AHMEDABAD	

Details of Reservation Qty. Year	2019-2020	Total Water Drawn	Percentage
Industrial Use	1000 LIT.	485975	
Drinking Use	1000 LIT.	0	
Fishing Use	1000 LIT.	0	

## Bill For Actual Water Supplied For Non Agriculture / Drinking Use


Category/Of Use	Qty Of Water	Water Rate	Assesment during the month	Previous Outstanding Of Last Month	Amount Recovered	Outstanding
Industrial	485975	28.53	13864867.00			
Drinking	0	3.45	0.00	-1545919.00	14074255.00	-1755307.00
Fishing	0	1.06	0.00			
Industrial Penalty	0.00	7.13	0.00			
Drinking Penalty	0.00	0.86	0.00	0.00	0.00	0.00
Fishing Penalty	0.00	0.27	0.00			
Fixed Water Rate Interest			0.00	0	0.00	0.00
Normal Water Rate Interest			0.00	0.00	0.00	0.00
Penalty Water Rate Interest			0.00	0.00	0.00	0.00
Total Outstanding (+) / Credit (-)						-1755307.00
In Words	Crore Seventeen Lakh Fifty Five Thousand Three Hundreds Seven Only					

## Recovery Detail

Recovered Date	Paid Amount	Payment Mode	Bank Name	Cheque No.	Cheque Date
04/2019	14011843.00	CHEQUE	HDFC	034725	06/04/2019
22/04/2019	62412.00	CHEQUE	HDFC	034796	16/04/2019


## NOTE

1. The payment towards this bill shall be paid within 2 months, failing to which 12 % interest will be charged
2. If outstanding amount is not paid before six months from date of assesment, the supply of water will be stoped
3. In case of any clarification, you may contact this office.
4. Bills will be sent by post, if bill is not received before 10 th, it should be collected from office .
5. Bill Generated As Govt. of Guj. NWRWS & k Deptt.Reso. No WTR/2005/41/P Dt. 3/02/07. Dt. 9/9/08 & Dt.1/04/09

  
 Deputy Executive Engineer  
 Wasna Barge Sub-Division  
 Ahmedabad

Note: To get bill, register your Email ID &amp; Mobile No.

\* Computerized bill does not require signature



  
 Executive Engineer

AHMEDABAD IRRIGATION DIVISION, AHMEDABAD (Ahmedabad)



Outward No:

જાળ વડે જીવન લહેરાય, જાળ વિના જીવન સુકાય.

Bill No AIP-2019-06-06	Billing Date 02/07/2019	 EXECUTIVE ENGINEER AHMEDABAD IRRIGATION DIVISION, AHMEDABAD AHMEDABAD	
Industry Name TORRANT POWER LTD., AHMEDABAD	To		
Address AHMEDABAD,	Phone No.		
Email ID	Source of Water SABARMATI RIVER		
Billing Period June-19	Last Date For Payment 31/08/2019		

Details of Reservation Qty. Year	2019-2020	Total Water Drawn	Percentage
Industrial Use	6570000 1000 LIT.	1477294	22.49
Drinking Use	1000 LIT.	0	
Fishing Use	1000 LIT.	0	

Bill For Actual Water Supplied For Non Agriculture / Drinking Use


Category Of Use	Qty. Of Water	Water Rate	Assesment during the month	Previous Outstanding Of Last Month	Amount Recovered	Outstanding	
Industrial	489209	28.53	13957133.00				
Drinking	0	3.45	0.00	-3050284.00	13864867.00	-2958018.00	
Fishing	0	1.06	0.00				
Industrial Penalty	0.00	7.13	0.00				
Drinking Penalty	0.00	0.86	0.00	0.00	0.00	0.00	
Fishing Penalty	0.00	0.27	0.00				
Fixed Water Rate Interest			0.00	0	0.00	0.00	
Normal Water Rate Interest			0.00	0.00	0.00	0.00	
Penalty Water Rate Interest			0.00	0.00	0.00	0.00	
					Total Outstanding (+) - Credit (-)	-2958018.00	
In Words	Crore Twenty Nine Lakh Fifty Eight Thousand Eighteen Only						

Recovery Detail

Recovered Date	Paid Amount	Payment Mode	Bank Name	Cheque No.	Cheque Date
06/2019	13864867.00	CHEQUE	HDFC	035572	06/06/2019


NOTE

1. The payment towards this bill shall be paid within 2 months, failing to which 12 % interest will be charged.
2. If outstanding amount is not paid before six months from date of assesment, the supply of water will be stopped.
3. In case of any clarification, you may contact this office.
4. Bills will be sent by post, if bill is not received before 10 th it should be collected from office.
5. Bill Generated As Govt. of Guj. NWRWS & k Deptt Reso. No WTR/2005/41/SP Dt. 3/2/2005

  
Deputy Executive Engineer  
Vadva Barrage Sub-Division  
Ahmedabad

Note: To get bill register your Email ID & Mobile No



\* Computerized bill does not require signature

  
Executive Engineer

AHMEDABAD IRRIGATION DIVISION AHMEDABAD (Ahmedabad)

Outward No:

જાન વડે જીવન લહેરાય, જાન વિના જીવન સુકાય.

Bill No AIP-2019-07-07	Billing Date 02/08/2019	 EXECUTIVE ENGINEER AHMEDABAD IRRIGATION DIVISION, AHMEDABAD AHMEDABAD	
Industry Name TORRANT POWER LTD., AHMEDABAD	To		
Address AHMEDABAD,	Phone No.		
Email ID	Source of Water SABARMATI RIVER		
Billing Period July-19	Last Date For Payment 01/10/2019		

Details of Reservation Qty. Year	2019-2020	Total Water Drawn	Percentage
Industrial Use	6570000 1000 LIT.	1984479	30.21
Drinking Use	1000 LIT.	0	
Fishing Use	1000 LIT.	0	

Bill For Actual Water Supplied For Non Agriculture / Drinking Use

Category Of Use	Qty Of Water	Water Rate	Assesment during the month	Previous Outstanding Of Last Month	Amount Recovered	Outstanding
Industrial	507185	28.53	14469988.00			
Drinking	0	3.45	0.00	-2958018.00	14325198.00	-2813228.00
Fishing	0	1.06	0.00			
Industrial Penalty	0.00	7.13	0.00			
Drinking Penalty	0.00	0.86	0.00	0.00	0.00	0.00
Fishing Penalty	0.00	0.27	0.00			
Fixed Water Rate Interest			0.00	0	0.00	0.00
Normal Water Rate Interest			0.00	0.00	0.00	0.00
Penalty Water Rate Interest			0.00	0.00	0.00	0.00
Total Outstanding (+) / Credit (-)						-2813228.00
In Words, Crore Twenty Eight Lakh Thirteen Thousand Two Hundreds Twenty Eight Only						

Recovery Detail

Recovered Date	Paid Amount	Payment Mode	Bank Name	Cheque No.	Cheque Date
07/2019	14325198.00	CHEQUE	HDFC	035932	06/07/2019

NOTE

1. The payment towards this bill shall be paid within 2 months, failing to which 12 % interest will be charged
2. If outstanding amount is not paid before six months from date of assesment, the supply of water will be stopped
3. In case of any clarification, you may contact this office.
4. Bills will be sent by post, if bill is not received before 10 th, it should be collected from office
5. Bill Generated As Govt. of Guj. NWRWS & k Deptt. Reso. No WTR/2005/41/P Dt. 3/02/07, Dt. 9/9/08 & Dt. 1/04/09

*psu*  
Deputy Executive Engineer  
Wasna Barrage Sub-Division  
Ahmedabad

**PAID**  
Dt: 07 SEP 2019  
Cheque No. ....  
Amount: .....

Note: To get bill, register your Email ID & Mobile No.

\* Computerized bill does not require signature

Executive Engineer

AHMEDABAD IRRIGATION DIVISION, AHMEDABAD (Ahmedabad)

Bill No AIP-2019-08-10 Billing Date 05/09/2019  
 Industry Name TORRANT POWER LTD., AHMEDABAD

To  
 Address AHMEDABAD.  
 Phone No.  
 Email ID

Source of Water SABARMATI RIVER

Billing Period August-19

Last Date For Payment 04/11/2019



EXECUTIVE ENGINEER  
 AHMEDABAD IRRIGATION DIVISION, AHMEDABAD  
 AHMEDABAD

Details of Reservation Qty. Year

	2019-2020	Total Water Drawn	Percentage
Industrial Use	6570000-1000 LIT.	2524693	38.43
Drinking Use	1000 LIT.	0	
Fishing Use	1000 LIT.	0	

Bill For Actual Water Supplied For Non Agriculture / Drinking Use

Category Of Use	Qty Of Water	Water Rate	Assessment during the month	Previous Outstanding Of Last Month	Amount Recovered	Outstanding
Industrial	540214	28.53	15412305.00			
Drinking	0	3.45	0.00	-2813228.00	13957133.00	-1358056.00
Fishing	0	1.06	0.00			
Industrial Penalty	0.00	7.13	0.00			
Drinking Penalty	0.00	0.86	0.00	0.00	0.00	0.00
Fishing Penalty	0.00	0.27	0.00			
Fixed Water Rate Interest			0.00	0	0.00	0.00
Normal Water Rate Interest			0.00	0.00	0.00	0.00
Penalty Water Rate Interest			0.00	0.00	0.00	0.00
In Words				Total Outstanding (+) / Credit (-)		-1358056.00
Crore Thirteen Lakh Fifty Eight Thousand Fifty Six Only						

Recovery Detail

Recovered Date	Paid Amount	Payment Mode	Bank Name	Cheque No.	Cheque Date
09/08/2019	13957133.00	CHEQUE	HDFC	33033	09/08/19

NOTE

- The payment towards this bill shall be paid within 2 months, failing to do so, the bill shall be treated as due.
- If outstanding amount is not paid before six months from date of assessment, the supply of water will be stopped.
- In case of any clarification, you may contact this office.
- Bills will be sent by post, if bill is not received before 10th it should be collected from office.
- Bill Generated As Govt. of Guj. NWRWS & k Deptt. Regn. No. W002/005/AS/PTD. 10/2019. Dt. 05/09/19.

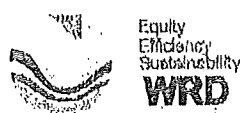

*[Signature]*  
 Deputy Executive Engineer  
 Ahmedabad Irrigation Division  
 Ahmedabad

Note: To get bill, register your Email ID & Mobile No

\* Computerized bill does not require signature

*[Signature]*  
 Executive Engineer

AHMEDABAD IRRIGATION DIVISION, AHMEDABAD

Bill No AIP-2019-09-12 Industry Name TORRANT POWER LTD., AHMEDABAD To Address AHMEDABAD, Phone No. Email ID Source of Water SABARMATI RIVER Billing Period September-19 Last Date For Payment 03/12/2019	Billing Date 04/10/2019  EXECUTIVE ENGINEER AHMEDABAD IRRIGATION DIVISION, AHMEDABAD AHMEDABAD	
--	--	---

Details of Reservation Qty. Year	2019-2020	Total Water Drawn	Percentage
Industrial Use	6570000 1000 LIT.	3035213	46.2
Drinking Use	1000 LIT	0	
Fishing Use	1000 LIT	0	

Bill For Actual Water Supplied For Non Agriculture / Drinking Use

Category Of Use	Qty. Of Water	Water Rate	Assessment during the month	Previous Outstanding Of Last Month	Amount Recovered	Outstanding
Industrial	510520	28.53	14565136.00			
Drinking	0	3.45	0.00	-1358056.00	14469988.00	-1262908.00
Fishing	0	1.06	0.00			
Industrial Penalty	0.00	7.13	0.00			
Drinking Penalty	0.00	0.86	0.00	0.00	0.00	0.00
Fishing Penalty	0.00	0.27	0.00			
Fixed Water Rate Interest			0.00	0	0.00	0.00
Normal Water Rate Interest			0.00	0.00	0.00	0.00
Penalty Water Rate Interest			0.00	0.00	0.00	0.00
				Total Outstanding (+) / Credit (-)		-1262908.00
In Words	Crore Twelve Lakh Sixty Two Thousand Nine Hundreds Eight Only					

Recovery Detail

Recovered Date	Paid Amount	Payment Mode	Bank Name	Cheque No.	Cheque Date
09/2019	14469988.00	CHEQUE	HDFC	036729	07/09/2019

**NOTE**  
 1. The payment towards this bill shall be paid within 2 months, failing to which 12 % interest will be charged  
 2. If outstanding amount is not paid before six months from date of assessment, the supply of water will be stopped  
 3. In case of any clarification, you may contact this office.  
 4. Bills will be sent by post, if bill is not received before 10 th, it should be collected from office  
 5. Bill Generated As Govt. of Guj. NWRWS & k Deptt. Reso. No WTR/2005/41/P Dt 3/02/07, Dt 9/9/08 & Dt 1/04/09

*[Signature]*  
 Deputy Executive Engineer  
 Wazna Barrage Sub-Division  
 Ahmedabad

Note: To get bill, register your Email ID & Mobile No.



\* Computerized bill does not require signature

*[Signature]*  
 Executive Engineer

AHMEDABAD IRRIGATION DIVISION, AHMEDABAD (Ahmedabad)

Outward No:

જળ વડે જીવન લહેરાય, જળ વિના જીવન સુકાય.

Bill No AIP-2019-10-14	Billing Date 04/11/2019		
Industry Name TORRANT POWER LTD., AHMEDABAD	To		
Address AHMEDABAD	Phone No.	EXECUTIVE ENGINEER	
Email ID	Source of Water SABARMATI RIVER	AHMEDABAD IRRIGATION DIVISION, AHMEDABAD	
Billing Period October-19	Last Date For Payment 03/01/2020	AHMEDABAD	

Details of Reservation Qty. Year	2019-2020	Total Water Drawn	Percentage
Industrial Use	6570000 1000 LIT.	3513386	53.44
Drinking Use	1000 LIT.	0	
Fishing Use	1000 LIT.	0	

Bill For Actual Water Supplied For Non Agriculture / Drinking Use

Category Of Use	Qty Of Water	Water Rate	Assesment during the month	Previous Outstanding Of Last Month	Amount Recovered	Outstanding
Industrial	478173	28.53	13642276.00			
Drinking	0	3.45	0.00	-1262908.00	15412305.00	-3032937.00
Fishing	0	1.06	0.00			
Industrial Penalty	0.00	7.13	0.00			
Drinking Penalty	0.00	0.86	0.00	0.00	0.00	0.00
Fishing Penalty	0.00	0.27	0.00			
Fixed Water Rate Interest			0.00	0	0.00	0.00
Normal Water Rate Interest			0.00	0.00	0.00	0.00
Penalty Water Rate Interest			0.00	0.00	0.00	0.00
Total Outstanding (+) / Credit (-)						-3032937.00


In Words. Crore Thirty Lakh Thirty Two Thousand Nine Hundreds Thirty Seven Only

Recovery Detail

Recovered Date	Paid Amount	Payment Mode	Bank Name	Cheque No.	Cheque Date
11/10/2019	15412305.00	CHEQUE	HDFC	036786	07/10/2019

NOTE

1. The payment should be made within 10 days from the date of bill.
2. If outstanding amount is not paid within 10 days from date of assessment, the supply of water will be stopped from the office.
3. In case of any clarification, you may contact the office.
4. Bill will be sent by post if bill is not collected before 10 days, it should be collected from office.
5. Bill generated as per the order of Deptt. Resor. No WPR/2005/41/P/DC/3/02/01, Dt: 09/08 & Dt: 12/04/19.

  
Deputy Executive Engineer  
Wasna Barrage Sub-Division  
Ahmedabad

Note: To get bill register your name in the register No.

\* Computerized bill does not require stamp.



  
Executive Engineer

AHMEDABAD IRRIGATION DIVISION, AHMEDABAD (Ahmedabad)

2010007432

No:

જાન વડે જીવન લહેરાય, જાન વિના જીવન યુક્તિ.

Bill No AIP-2019-11-10 Industry Name TORRANT POWER LTD., AHMEDABAD To Address AHMEDABAD, Phone No. Email ID Source of Water SABARMATI RIVER Billing Period November-19 Last Date For Payment 02/02/2020	Billing Date 04/12/2019  EXECUTIVE ENGINEER AHMEDABAD IRRIGATION DIVISION, AHMEDABAD AHMEDABAD	
---	--	---

Details of Reservoir Qty, Year	2010-2020	Total Water Drawn	Percentage
Industrial Use	6570000 1000 LIT	3857648	58.72
Drinking Use	1000 LIT.	0	
Fishing Use	1000 LIT.	0	

Bill For Actual Water Supplied For Non Agriculture / Drinking Use

Category Of Use	Qty Of Water	Water Rate	Assessment during the month	Previous Outstanding Of Last Month	Amount Recovered	Outstanding
Industrial	344262	26.53	9821795.00			
Drinking	0	3.45	0.00	-3032937.00	14565136.00	-7776278.00
Fishing	0	1.06	0.00			
Industrial Penalty	0.00	7.13	0.00			
Drinking Penalty	0.00	0.86	0.00	0.00	0.00	0.00
Fishing Penalty	0.00	0.27	0.00			
Fixed Water Rate Interest			0.00	0	0.00	0.00
Normal Water Rate Interest			0.00	0.00	0.00	0.00
Penalty Water Rate Interest			0.00	0.00	0.00	0.00
Total Outstanding (+) / Credit (-)						-7770278.00
In Words: Crore Seventy Seven Lakh Seventy Six Thousand Two Hundreds Seventy Eight Only						

Recovery Detail

Recovered Date	Paid Amount	Payment Mode	Bank Name	Cheque No.	Cheque Date
08/11/2019	14565136.00	CHEQUE	HDFC	038906	08/11/2019

**NOTE**  
 1. The payment towards this bill shall be paid within 2 months, failing to which 12% interest will be charged.  
 2. If outstanding amount is not paid before six months from date of assessment, the supply of water will be cut off.  
 3. In case of any clarification, you may contact this office.  
 4. Bills will be sent by post, if bill is not received before 10th, it should be collected from office.  
 5. Bill Generated As Govt. of Guj. NWRWS & k Deptt Reso. No WIR/2005/11/P/11-1/02/02-19-16018 & 11/201401

*P.S.*  
 Deputy Executive Engineer  
 Wasna Barrage Sub-Division  
 Ahmedabad



*[Signature]*  
 Executive Engineer  
 AHMEDABAD IRRIGATION DIVISION, AHMEDABAD (Ahmedabad)

Note: To get bill, register your Email ID & Mobile No.

\* Computerized bill does not require signature

Outward No:

જળ વડે જીવન લહેરાય, જળ વિના જીવન સુકાય.

Bill No AIP-2019-12-18 Industry Name TORRANT POWER LTD., AHMEDABAD To Address AHMEDABAD, Phone No. Email ID Source of Water SABARMATI RIVER Billing Period December-19 Last Date For Payment 01/03/2020	Billing Date 01/01/2020	 Equity Efficiency Sustainability WRD	
		EXECUTIVE ENGINEER AHMEDABAD IRRIGATION DIVISION, AHMEDABAD AHMEDABAD	

Details of Reservation Qty. Year	2019-2020	Total Water Drawn	Percentage	
Industrial Use	6570000	1000 LIT.	4173797	63.53
Drinking Use		1000 LIT.	0	0
Fishing Use		1000 LIT.	0	0

Bill For Actual Water Supplied For Non Agriculture / Drinking Use


Category Of Use	Qty Of Water	Water Rate	Assesment during the month	Previous Outstanding Of Last Month	Amount Recovered	Outstanding
Industrial	316149	28.53	9019731.00			
Drinking	0	3.45	0.00	-7776278.00	13642276.00	-12398823.00
Fishing	0	1.06	0.00			
Industrial Penalty	0.00	7.13	0.00			
Drinking Penalty	0.00	0.86	0.00	0.00	0.00	0.00
Fishing Penalty	0.00	0.27	0.00			
Fixed Water Rate Interest			0.00	0	0.00	0.00
Normal Water Rate Interest			0.00	0.00	0.00	0.00
Penalty Water Rate Interest			0.00	0.00	0.00	0.00
Total Outstanding (+) / Credit (-)						-12398823.00
In Words	One Crore Twenty Three Lakh Ninety Eight Thousand Eight Hundreds Twenty Three Only					

Recovery Detail

Recovered Date	Paid Amount	Payment Mode	Bank Name	Cheque No.	Cheque Date
12/2019	13642276.00	CHEQUE	HDFC BANK	036988	09/12/2019


NOTE

1. The payment towards this bill shall be paid within 2 months, failing to which 12 % Interest will be charged.
2. If outstanding amount is not paid before six months from date of assesment, the supply of water will be stoped.
3. In case of any clarification, you may contact this office.
4. Bills will be sent by post, if bill is not received before 10 th, it should be collected from office .
5. Bill Generated As Govt. of Guj. NWRWS & k Deptt.Reso. No WTR/2005/41/P Dt. 3/02/07, Dt. 9/9/08 & Dt.1/04/09

  
Deputy Executive Engineer  
Wasna Barrage Sub-Division  
Ahmedabad

Note: To get bill, register your Email ID & Mobile No.



\* Computerized bill does not require signature

  
Executive Engineer

AHMEDABAD IRRIGATION DIVISION, AHMEDABAD (Ahmedabad)

Outward No:

જાળ વડે જીવન લક્ષ્ય, જાળ વિના જીવન સુકાય.

Bill No AIP-2019-01-20	Billing Date 04/02/2020	 EXECUTIVE ENGINEER AHMEDABAD IRRIGATION DIVISION, AHMEDABAD AHMEDABAD	
Industry Name TORRANT POWER LTD., AHMEDABAD			
To			
Address AHMEDABAD,			
Phone No.			
Email ID			
Source of Water SABARMATI RIVER			
Billing Period January-20			
Last Date For Payment 04/04/2020			

Details of Reservation Qty. Year	2019-2020		Total Water Drawn	Percentage
Industrial Use	6570000	1000 LIT.	4515029	68.72
Drinking Use		1000 LIT.	0	
Fishing Use		1000 LIT.	0	

Bill For Actual Water Supplied For Non Agriculture / Drinking Use


Category Of Use	Qty Or Water	Water Rate	Assesment during the month	Previous Outstanding Of Last Month	Amount Recovered	Outstanding
Industrial	341232	28.53	9735349.00			
Drinking	0	3.45	0.00	-12398823.00	9821795.00	-12485269.00
Fishing	0	1.06	0.00			
Industrial Penalty	0.00	7.13	0.00			
Drinking Penalty	0.00	0.86	0.00	0.00	0.00	0.00
Fishing Penalty	0.00	0.27	0.00			
Fixed Water Rate Interest			0.00	0	0.00	0.00
Normal Water Rate Interest			0.00	0.00	0.00	0.00
Penalty Water Rate Interest			0.00	0.00	0.00	0.00
Total Outstanding (+) / Credit (-)						-12485269.00
In Words One Crore Twenty Four Lakh Eighty Five Thousand Two Hundreds Sixty Nine Only						

Recovery Detail

Recovered Date	Paid Amount	Payment Mode	Bank Name	Cheque No.	Cheque Date
10/01/2020	9821795.00	CHEQUE	HDFC	037020	07/01/2020


NOTE

1. The payment towards this bill shall be paid within 2 months, failing to which 12 % Interest will be charged.
2. If outstanding amount is not paid before six months from date of assesment, the supply of water will be stoped.
3. In case of any clarification, you may contact this office.
4. Bills will be sent by post, if bill is not received before 10 th, it should be collected from office .
5. Bill Generated As Per Govt. of Guj. NWRWS & k Deptt.Reso. No WTR/2005/41/P Dt. 3/02/07, Dt. 9/9/08 & Dt.1/04/09

  
Deputy Executive Engineer  
Wasna Barrage Sub-Division  
Ahmedabad

Note: To get bill, register your Email ID & Mobile No.

Computerized bill does not require signature


  
Executive Engineer

AHMEDABAD IRRIGATION DIVISION, AHMEDABAD (Ahmedabad)



Page No.

Bill No. 107/2023-24  
 Billing Date: 01/01/2024  
 Customer Name: [Faded]  
 Address: [Faded]  
 Phone No.: [Faded]  
 Email ID: [Faded]  
 Billing Period: [Faded]  
 Bill Date For Payment: [Faded]



EXECUTIVE ENGINEER  
 WATER REGULATORY DIRECTORATE  
 AMRITSAR

Bill Description: [Faded]  
 Bill Amount: [Faded]  
 Bill Due Date: [Faded]

Sl. No.	Description	Rate	Quantity	Amount
1	[Faded]	[Faded]	[Faded]	[Faded]
2	[Faded]	[Faded]	[Faded]	[Faded]
3	[Faded]	[Faded]	[Faded]	[Faded]
4	[Faded]	[Faded]	[Faded]	[Faded]
5	[Faded]	[Faded]	[Faded]	[Faded]
6	[Faded]	[Faded]	[Faded]	[Faded]
7	[Faded]	[Faded]	[Faded]	[Faded]
8	[Faded]	[Faded]	[Faded]	[Faded]
9	[Faded]	[Faded]	[Faded]	[Faded]
10	[Faded]	[Faded]	[Faded]	[Faded]
11	[Faded]	[Faded]	[Faded]	[Faded]
12	[Faded]	[Faded]	[Faded]	[Faded]
13	[Faded]	[Faded]	[Faded]	[Faded]
14	[Faded]	[Faded]	[Faded]	[Faded]
15	[Faded]	[Faded]	[Faded]	[Faded]
16	[Faded]	[Faded]	[Faded]	[Faded]
17	[Faded]	[Faded]	[Faded]	[Faded]
18	[Faded]	[Faded]	[Faded]	[Faded]
19	[Faded]	[Faded]	[Faded]	[Faded]
20	[Faded]	[Faded]	[Faded]	[Faded]
21	[Faded]	[Faded]	[Faded]	[Faded]
22	[Faded]	[Faded]	[Faded]	[Faded]
23	[Faded]	[Faded]	[Faded]	[Faded]
24	[Faded]	[Faded]	[Faded]	[Faded]
25	[Faded]	[Faded]	[Faded]	[Faded]
26	[Faded]	[Faded]	[Faded]	[Faded]
27	[Faded]	[Faded]	[Faded]	[Faded]
28	[Faded]	[Faded]	[Faded]	[Faded]
29	[Faded]	[Faded]	[Faded]	[Faded]
30	[Faded]	[Faded]	[Faded]	[Faded]
31	[Faded]	[Faded]	[Faded]	[Faded]
32	[Faded]	[Faded]	[Faded]	[Faded]
33	[Faded]	[Faded]	[Faded]	[Faded]
34	[Faded]	[Faded]	[Faded]	[Faded]
35	[Faded]	[Faded]	[Faded]	[Faded]
36	[Faded]	[Faded]	[Faded]	[Faded]
37	[Faded]	[Faded]	[Faded]	[Faded]
38	[Faded]	[Faded]	[Faded]	[Faded]
39	[Faded]	[Faded]	[Faded]	[Faded]
40	[Faded]	[Faded]	[Faded]	[Faded]
41	[Faded]	[Faded]	[Faded]	[Faded]
42	[Faded]	[Faded]	[Faded]	[Faded]
43	[Faded]	[Faded]	[Faded]	[Faded]
44	[Faded]	[Faded]	[Faded]	[Faded]
45	[Faded]	[Faded]	[Faded]	[Faded]
46	[Faded]	[Faded]	[Faded]	[Faded]
47	[Faded]	[Faded]	[Faded]	[Faded]
48	[Faded]	[Faded]	[Faded]	[Faded]
49	[Faded]	[Faded]	[Faded]	[Faded]
50	[Faded]	[Faded]	[Faded]	[Faded]
51	[Faded]	[Faded]	[Faded]	[Faded]
52	[Faded]	[Faded]	[Faded]	[Faded]
53	[Faded]	[Faded]	[Faded]	[Faded]
54	[Faded]	[Faded]	[Faded]	[Faded]
55	[Faded]	[Faded]	[Faded]	[Faded]
56	[Faded]	[Faded]	[Faded]	[Faded]
57	[Faded]	[Faded]	[Faded]	[Faded]
58	[Faded]	[Faded]	[Faded]	[Faded]
59	[Faded]	[Faded]	[Faded]	[Faded]
60	[Faded]	[Faded]	[Faded]	[Faded]
61	[Faded]	[Faded]	[Faded]	[Faded]
62	[Faded]	[Faded]	[Faded]	[Faded]
63	[Faded]	[Faded]	[Faded]	[Faded]
64	[Faded]	[Faded]	[Faded]	[Faded]
65	[Faded]	[Faded]	[Faded]	[Faded]
66	[Faded]	[Faded]	[Faded]	[Faded]
67	[Faded]	[Faded]	[Faded]	[Faded]
68	[Faded]	[Faded]	[Faded]	[Faded]
69	[Faded]	[Faded]	[Faded]	[Faded]
70	[Faded]	[Faded]	[Faded]	[Faded]
71	[Faded]	[Faded]	[Faded]	[Faded]
72	[Faded]	[Faded]	[Faded]	[Faded]
73	[Faded]	[Faded]	[Faded]	[Faded]
74	[Faded]	[Faded]	[Faded]	[Faded]
75	[Faded]	[Faded]	[Faded]	[Faded]
76	[Faded]	[Faded]	[Faded]	[Faded]
77	[Faded]	[Faded]	[Faded]	[Faded]
78	[Faded]	[Faded]	[Faded]	[Faded]
79	[Faded]	[Faded]	[Faded]	[Faded]
80	[Faded]	[Faded]	[Faded]	[Faded]
81	[Faded]	[Faded]	[Faded]	[Faded]
82	[Faded]	[Faded]	[Faded]	[Faded]
83	[Faded]	[Faded]	[Faded]	[Faded]
84	[Faded]	[Faded]	[Faded]	[Faded]
85	[Faded]	[Faded]	[Faded]	[Faded]
86	[Faded]	[Faded]	[Faded]	[Faded]
87	[Faded]	[Faded]	[Faded]	[Faded]
88	[Faded]	[Faded]	[Faded]	[Faded]
89	[Faded]	[Faded]	[Faded]	[Faded]
90	[Faded]	[Faded]	[Faded]	[Faded]
91	[Faded]	[Faded]	[Faded]	[Faded]
92	[Faded]	[Faded]	[Faded]	[Faded]
93	[Faded]	[Faded]	[Faded]	[Faded]
94	[Faded]	[Faded]	[Faded]	[Faded]
95	[Faded]	[Faded]	[Faded]	[Faded]
96	[Faded]	[Faded]	[Faded]	[Faded]
97	[Faded]	[Faded]	[Faded]	[Faded]
98	[Faded]	[Faded]	[Faded]	[Faded]
99	[Faded]	[Faded]	[Faded]	[Faded]
100	[Faded]	[Faded]	[Faded]	[Faded]


Total Bill Amount: [Faded]  
 Total Due Date: [Faded]


Bill Remarks: [Faded]

Bill Status: [Faded]

Bill Generated On: [Faded]  
 Bill Generated By: [Faded]

Bill Validity: [Faded]

  
 EXECUTIVE ENGINEER  
 WATER REGULATORY DIRECTORATE  
 AMRITSAR

  
 [Faded]  
 [Faded]

**Annexure-5**

(in Rs. Crore)

<b>Particulars</b>	<b>Stn. - D</b>	<b>Stn. - E</b>	<b>Stn. - F</b>
Imported Coal Other charges	1.64	1.76	1.80
Grade slippage credit note	-8.98	-8.98	-8.98
Goods Clerks Salary	0.20	0.20	0.20
Underloading Credit	-1.92	-1.92	-1.92
Escorting Charges	0.17	0.17	0.17
Sampling Charges	0.24	0.24	0.24
Supervision Charges	0.13	0.13	0.13
Diesel for Locomotive	0.93	0.93	0.93
	<b>-7.59</b>	<b>-7.47</b>	<b>-7.43</b>

o/c



February 11, 2021

To,  
The Secretary  
Gujarat Electricity Regulatory Commission  
6th Floor, GIFT ONE, Road 5C, Zone 5,  
GIFT City,  
Gandhinagar

**Sub: Additional Information/ Clarification on our Tariff Petition in Case No. 1925/2021**

Dear Sir,

Reference to our tariff petition we submit the details of other charges for FY 19-20 at  
**Annexure-1.**

We trust that above will meet with your requirements.

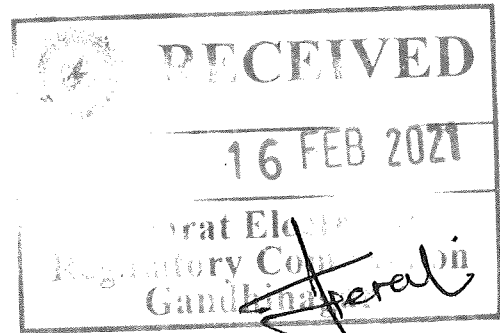
Thanking you,  
Yours Sincerely,

A handwritten signature in black ink, appearing to read "Chetan Bundela", written over a horizontal line.

**Chetan Bundela,**

**VP (Corporate Affairs)**

Encl: As above



**TORRENT POWER LIMITED**

CIN : L31200GJ2004PLC044060

Regd. Office : "Samanvay", 600, Tapovan, Ambawadi, Ahmedabad - 380015, Gujarat, India Phone: 079-26628300 www.torrentpower.com

**Annexure-1**

(in Rs. Crore)

<b>Particulars</b>	<b>Stn. - D</b>	<b>Stn. - E</b>	<b>Stn. - F</b>
Imported Coal Other charges	3.64	0.27	1.32
Grade slippage credit note	-20.72	-14.97	-20.01
Goods Clerks Salary	0.18	0.16	0.18
Underloading Credit	-1.83	-1.79	-1.83
Escorting Charges	0.15	0.15	0.15
Sampling Charges	0.32	0.30	0.32
Supervision Charges	0.15	0.13	0.15
Diesel for Locomotive	0.81	0.76	0.80
Other	-0.06	-0.05	-0.06
<b>Total</b>	<b>-17.37</b>	<b>-15.04</b>	<b>-18.99</b>