

Torrent Power Limited
Ahmedabad Supply Area
TPL-D (Ahmedabad)

Price Waterhouse Chartered Accountants LLP

The Board of Directors
Torrent Power Limited
Samanvay, 600, Tapovan,
Ambawadi,
Ahmedabad, Gujarat 380015

Torrent Power Limited - Ahmedabad and Gandhinagar Distribution Area

Report on financial statements

1. This report is issued in accordance with the terms of our agreement dated June 8, 2021.
2. We have audited the accompanying Balance sheet as at March 31, 2021, the statement of profit and loss (including other comprehensive income), the statement of cash flow and the statement of changes in equity for the year ended on that date and a summary of significant accounting policies and other explanatory information of these special purpose financial statements (the 'financial statements') to the extent considered relevant for the purpose of Ahmedabad and Gandhinagar Distribution license Area [TPL- D (Ahmedabad)] of Torrent Power Limited (the "Company") (hereinafter referred to as 'financial statements'), which we have signed under reference to this report.

Management's Responsibility for the Financial Statements

3. Management is responsible for the preparation of these financial statements in accordance with the accounting principles generally accepted in India including the Indian Accounting Standards specified in the Companies (Indian Accounting Standards) Rules, 2015 (as amended) under Section 133 of the Act, to the extent considered relevant by it for the purpose for which these financial statements have been prepared. The responsibility includes the design, implementation and maintenance of internal control relevant to the preparation of financial statements that are free from material misstatement, whether due to fraud or error.

Auditors' Responsibility

4. Our responsibility is to express an opinion on these financial statements based on our audit. We conducted our audit in accordance with the Standards on Auditing specified under Section 143(10) of the Companies Act, 2013 ("the Act") and other applicable authoritative pronouncements issued by the Institute of Chartered Accountants of India. Those Standards require that we comply with ethical requirements and plan and perform the audit to obtain reasonable assurance about whether the financial statements are free from material misstatement.
5. An audit involves performing procedures to obtain audit evidence about the amounts and disclosures in the financial statements. The procedures selected depend on the auditors' judgment, including the assessment of the risks of material misstatement of the financial statements, whether due to fraud or error. In making those risk assessments, the auditors consider internal control relevant to the entity's preparation and fair presentation of the financial statements in order to design audit procedures that are appropriate in the circumstances, but not for the purpose of expressing an opinion on the effectiveness of the entity's internal control. An audit also includes evaluating the appropriateness of accounting policies used and the reasonableness of accounting estimates made by Management, as well as evaluating the overall presentation of the financial statements.

Price Waterhouse Chartered Accountants LLP, 1701, 17th Floor, Shapath V, Opp, Karnabati Club, S G Highway
Ahmedabad - 380 051, Gujarat, India
T: +91 (79) 3091 7000, F: +91 (79) 3091 7082

Registered office and Head office: Sucheta Bhawan, 11A Vishnu Digambar Marg, New Delhi 110 002

Price Waterhouse (a Partnership Firm) converted into Price Waterhouse Chartered Accountants LLP (a Limited Liability Partnership with LLP identity no: LLPIN AAC-5001) with effect from July 25, 2014. Post its conversion to Price Waterhouse Chartered Accountants LLP, its ICAI registration number is 012754N/N500016 (ICAI registration number before conversion was 012754N)

Price Waterhouse Chartered Accountants LLP

To the Board of Directors
Report on financial statements
Page 2 of 3

6. We believe that the audit evidence we have obtained is sufficient and appropriate to provide a basis for our audit opinion.

Opinion

7. Based on our audit, we report that:
- We have obtained all the information and explanations which, to the best of our knowledge and belief, were necessary for the purposes of our audit;
 - The Balance Sheet, Statement of Profit and Loss (including other comprehensive income), Statement of changes in equity and Statement of Cash Flow dealt with by this report are in agreement with the books of account;
 - In our opinion and to the best of our information and according to the explanations given to us, the financial statements, together with the notes thereon and attached thereto, to the extent considered relevant, fairly present, in all material respects, in conformity with the accounting principles generally accepted in India:
 - in the case of the Balance Sheet, the state of affairs of TPL-D (Ahmedabad) as at March 31, 2021;
 - in the case of the statement of Profit and Loss, the profit for the year ended on that date;
 - in the case of the statement of Cash flow, of the cash flows for the year ended on that date; and
 - in the case of the statement of changes in equity, of the equity for the year ended on that date.


Emphasis of Matter

8. We draw attention to Note 2.1 to the financial statements, which describes the basis of its preparation in the manner as required by the Gujarat Electricity Regulatory Commission (GERC). The financial statements are not the statutory financial statements of the Company, and are not intended to, and do not, fully comply with the disclosure provisions applicable to statutory financial statements prepared under the Companies Act, 2013, as several disclosures are not considered relevant by the Management and the intended users of the financial statements for the purpose for which those have been prepared. Our opinion is not modified in respect of this matter.

Other Matters

9. The financial statements dealt with by this report, have been prepared for the express purpose of submission to the GERC.
10. The Company has prepared its statutory financial statements for the year ended March 31, 2021 in accordance with Companies Act 2013 on which we issued an unmodified opinion vide our audit report dated May 20, 2021.

Our opinion is not modified in respect of these matters.



Price Waterhouse Chartered Accountants LLP

To the Board of Directors
Report on financial statements
Page 3 of 3

Restriction on Use

11. Our obligations in respect of this report are entirely separate from, and our responsibility and liability is in no way changed by, any other role we may have (or may have had) as auditors of the Company or otherwise. Nothing in this report, nor anything said or done in the course of or in connection with the services that are the subject of this report, will extend any duty of care we may have in our capacity as auditors of any financial statements of the Company.
12. This report is addressed to the Board of Directors of the Company and has been prepared only for the purpose set out in paragraph 9 above. This report should not be otherwise used by or shown to or otherwise distributed to any other party or used for any other purpose except with our prior consent in writing. Price Waterhouse Chartered Accountants LLP neither accepts nor assumes any duty, responsibility or liability to any other party or for any other purpose.

For Price Waterhouse Chartered Accountants LLP
Firm Registration Number: 012754N / N500016



Nitin Khatri
Partner
Membership Number: 110282
UDIN: 21110282AAAALA3271

Place: Mumbai
Date: September 21, 2021

TORRENT POWER LIMITED
Ahmedabad and Gandhinagar Distribution Area

Balance sheet as at March 31, 2021

	Notes	As at March 31, 2021	(₹ in Crore) As at March 31, 2020
Assets			
Non-current assets			
Property, plant and equipment	4	4,679.20	4,331.46
Right-of-use asset	5	20.95	21.38
Capital work-in-progress	6	596.62	406.39
Intangible assets	7	5.39	5.17
Financial assets			
Investments	8	5.50	4.89
Loans	9	1.36	1.36
Other non-current assets	10	58.89	46.17
		<u>5,367.91</u>	<u>4,816.82</u>
Current assets			
Inventories	11	67.65	117.99
Financial assets			
Trade receivables	12	510.25	475.88
Cash and cash equivalents	13	26.70	12.93
Loans	14	2.56	2.52
Other financial assets	15	1,349.23	1,239.45
Other current assets	16	7.07	6.34
		<u>1,963.46</u>	<u>1,855.11</u>
		<u>7,331.37</u>	<u>6,671.93</u>
Equity and liabilities			
Equity			
Head Office Account	17	1,648.98	836.27
Other equity	18	34.01	33.41
		<u>1,682.99</u>	<u>869.68</u>
Liabilities			
Non-current liabilities			
Financial liabilities			
Borrowings	19	1,629.18	1,777.01
Lease liabilities	35	2.07	2.13
Other non-current liabilities	20	773.31	748.64
		<u>2,404.56</u>	<u>2,527.78</u>
Current liabilities			
Financial liabilities			
Borrowings	21	1,055.00	955.00
Trade payables	22		
Total outstanding dues of micro and small enterprises		15.82	4.77
Total outstanding dues other than micro and small enterprises		500.03	660.33
Lease liabilities	35	0.26	0.25
Other financial liabilities	23	1,302.06	1,222.42
Other current liabilities	24	306.64	346.21
Provisions	25	64.01	85.49
		<u>3,243.82</u>	<u>3,274.47</u>
		<u>7,331.37</u>	<u>6,671.93</u>

See accompanying notes forming part of the financial statements

In terms of our report attached

For Price Waterhouse Chartered Accountants LLP
Firm Registration Number : 012754N / N500016



Nitin Khatri
Partner
Membership No : 110282
Place : Mumbai
Date : September 21, 2021

For Torrent Power Limited



Naimesh Shah
Authorised Signatory

Place : Ahmedabad
Date : September 21, 2021

Statement of Profit And Loss For The Year Ended March 31, 2021

	Notes	Year ended March 31, 2021	(₹ in Crore) Year ended March 31, 2020
Income			
Revenue from operations	26	5,326.25	5,941.01
Other income	27	25.24	23.41
Total income		5,351.49	5,964.42
Expenses			
Electrical energy purchased		3,995.52	4,561.31
Employee benefits expense	28	149.53	146.57
Finance costs	29	259.12	300.80
Depreciation and amortization expense	30	291.32	268.05
Other expenses	31	207.08	205.81
Total expenses		4,902.57	5,482.54
Profit for the year		448.92	481.88
Other comprehensive income			
Items that will not be reclassified to profit or loss	36		
Remeasurement of the defined benefit plans		2.60	(21.09)
Other comprehensive income for the year		2.60	(21.09)
Total comprehensive income for the year		451.52	460.79

See accompanying notes forming part of the financial statements


In terms of our report attached

For Price Waterhouse Chartered Accountants LLP
Firm Registration Number : 012754N / N500016

For Torrent Power Limited



Nitin Khatri
Partner
Membership No : 110282
Place : Mumbai
Date : September 21, 2021





Naimesh Shah
Authorised Signatory

Place : Ahmedabad
Date : September 21, 2021

**Statement of Cash Flow
for the year ended March 31, 2021**

		Year ended March 31, 2021	(₹ in Crore) Year ended March 31, 2020
	Notes		
Cash flow from operating activities			
Profit for the year		448.92	481.88
Adjustments for :			
Depreciation and amortization expense	30	291.32	268.05
Amortisation of deferred revenue	26	(53.57)	(49.14)
Loss on sale / discarding of property, plant and equipment	31	2.32	3.15
Gain on disposal of property, plant and equipment	27	(2.87)	(1.46)
Bad debts written off (net of recovery)	31	1.69	(0.12)
Allowance for doubtful debts (net)	31	5.00	4.08
Finance costs	29	259.12	300.80
Interest income	27	(16.29)	(12.20)
		<u>935.64</u>	<u>995.04</u>
Operating profit before working capital changes			
Movement in working capital:			
Adjustments for decrease / (increase) in operating assets:			
Inventories		50.34	15.27
Trade receivables		(41.04)	(5.22)
Loans		(0.04)	(0.04)
Other financial assets		(109.78)	(117.85)
Other assets		(1.54)	(9.88)
Adjustments for increase / (decrease) in operating liabilities:			
Trade payables		(149.25)	34.83
Other financial liabilities		45.88	49.61
Provisions		(18.88)	8.66
Other liabilities		(43.56)	(24.03)
		<u>667.77</u>	<u>946.39</u>
Net cash flow generated from operating activities			
Cash flow from investing activities			
Payments for property, plant and equipment & intangible assets		(798.76)	(604.36)
Proceeds from sale of property, plant and equipment		5.87	2.93
Purchase of non-current investments		(0.61)	(0.63)
Interest received		16.28	12.19
		<u>(777.22)</u>	<u>(589.87)</u>
Net cash generated from / (used in) investing activities			
Cash flow from financing activities			
Inter Branch / HO Office transactions, net		361.79	(329.22)
Proceeds from long-term borrowings		198.00	260.00
Proceeds from short-term borrowings		100.00	75.00
Prepayment long-term borrowings		(57.22)	(52.57)
Repayment of long-term borrowings		(273.46)	(132.88)
Repayment of Accelerated Power Development and Reform Programme (APDRP) loan		(2.26)	(2.26)
Receipt of contribution from consumers		82.25	121.34
Principal elements of lease payments		(0.25)	(0.25)
Finance costs paid		(285.63)	(298.93)
		<u>123.22</u>	<u>(359.77)</u>
Net cash generated from / (used) in financing activities			
Net (decrease) / increase in cash and cash equivalents		<u>13.77</u>	<u>(3.25)</u>
Cash and cash equivalents as at beginning of the year		<u>12.93</u>	<u>16.18</u>
Cash and cash equivalents as at end of the year		<u>26.70</u>	<u>12.93</u>



Statement of Cash Flow
for the year ended March 31, 2021
See accompanying notes forming part of the financial statements

	Year ended March 31, 2021	(₹ in Crore) Year ended March 31, 2020
--	------------------------------	--

Footnotes:

1. Cash and cash equivalents as at end of the year:

Balance with Banks

Balance in current accounts

Cash on hand

26.66

0.04

26.70

12.84

0.09

12.93

2. The statement of cash flow has been prepared under the 'Indirect Method' set out in Indian Accounting Standards (IND AS)- 7 - "Statement of Cash Flows".

3. Proceeds from long-term borrowings and short-term borrowings represent amounts allocated from Head Office. (Refer Note 2.1 (v))

In terms of our report attached

For Price Waterhouse Chartered Accountants LLP
Firm Registration Number : 012754N / N500016



Nitin Khatri

Partner

Membership No : 110282

Place : Mumbai

Date : September 21, 2021

For Torrent Power Limited



Naimesh Shah
Authorised Signatory

Place : Ahmedabad

Date : September 21, 2021

TORRENT POWER LIMITED
Ahmedabad and Gandhinagar Distribution Area

Statement of Changes In Equity for the year ended March 31, 2021

Head Office Account [Refer Note 17]

	(₹ in Crore)
Balance as at April 1, 2019	705.30
Add : Retained earnings transferred from reserves and surplus	460.19
Add/(Less) : Inter branch / Head Office transactions, net	(329.22)
Balance as at March 31, 2020	<u>836.27</u>
Balance as at April 1, 2020	836.27
Add : Retained earnings transferred from reserves and surplus	450.92
Add/(Less) : Inter branch / Head Office transactions, net	361.79
Balance as at March 31, 2021	<u>1,648.98</u>

Other equity [Refer Note 18]

	Reserves and surplus			(₹ in Crore) Total
	Contingency reserve	Special reserve	Retained earnings	
Balance as at April 1, 2019	3.60	29.21	-	32.81
Profit for the year	-	-	481.88	481.88
Other comprehensive income for the year	-	-	(21.09)	(21.09)
Total comprehensive income for the year	-	-	<u>460.79</u>	<u>460.79</u>
Transfer to contingency reserve	0.60	-	(0.60)	-
Transfer to Head Office Account	-	-	(460.19)	(460.19)
Balance as at March 31, 2020	<u>4.20</u>	<u>29.21</u>	-	<u>33.41</u>
Balance as at April 1, 2020	4.20	29.21	-	33.41
Profit for the year	-	-	448.92	448.92
Other comprehensive income for the year	-	-	2.60	2.60
Total comprehensive income for the year	-	-	<u>451.52</u>	<u>451.52</u>
Transfer to contingency reserve	0.60	-	(0.60)	-
Transfer to Head Office Account	-	-	(450.92)	(450.92)
Balance as at March 31, 2021	<u>4.80</u>	<u>29.21</u>	-	<u>34.01</u>

In terms of our report attached

For Price Waterhouse Chartered Accountants LLP
Firm Registration Number : 012754N / N500016



Nitin Khatri
Partner
Membership No : 110282
Place : Mumbai
Date : September 21, 2021

For Torrent Power Limited



Naimesh Shah
Authorised Signatory

Place : Ahmedabad
Date : September 21, 2021

TORRENT POWER LIMITED

Ahmedabad and Gandhinagar Distribution Area

Notes forming part of the financial statements for the year ended March 31, 2021

AHMEDABAD AND GANDHINAGAR DISTRIBUTION AREA

Note 1: General information

These special purpose financial statements comprising of the Balance sheet as at March 31, 2021, the Statement of Profit and Loss (including other comprehensive income), the Cash Flow Statement and the Statement of Changes in Equity for the year ended on that date and a summary of significant accounting policies and other explanatory information, to the extent considered relevant for the purpose of Ahmedabad and Gandhinagar Distribution license Area [TPL- D (Ahmedabad)] of Torrent Power Limited ("the Company") (hereinafter referred to as 'financial statements') have been prepared by the management for the purpose of submission to the Gujarat Electricity Regulatory Commission (GERC).



TPL – D (Ahmedabad) operates in electricity distribution activities in Ahmedabad and Gandhinagar distribution licence area as per the terms of the tariff order approved by Gujarat Electricity Regulatory Commission (GERC) year on year.

Note 1(a): New standards or interpretations adopted by TPL-D (Ahmedabad)

TPL-D (Ahmedabad) has applied the following Ind AS for the first time for its annual reporting period commencing April 01, 2020:

- i) Ind AS - 1 and Ind AS – 8, Definition of Material
- ii) Ind AS -103, Definition of a Business
- iii) Ind AS-116, COVID-19 related concessions

The above other amendments did not have any impact on the amounts recognised in prior periods and are not expected to significantly affect the current or future periods



TORRENT POWER LIMITED

Ahmedabad and Gandhinagar Distribution Area

Notes forming part of the financial statements for the year ended March 31, 2021

Note 2: Significant accounting policies

2.1 Basis of preparation:

Compliance with Ind AS

These financial statements have been prepared /extracted from the books and records and audited financial statements of the Company which are based on Indian Accounting Standards (Ind AS) notified under Section 133 of the Companies Act 2013 (the 'Act') read with the [Companies (Indian Accounting Standards) Rules, 2015] and other relevant provisions of the Companies Act, 2013 and rules made there under.

As prescribed by the Ind AS, if the particular Ind AS is not in conformity with the applicable laws, the provisions of the said law shall prevail and financial statements shall be prepared in conformity with such laws. Consequently, TPL-D (Ahmedabad) has applied this norm while preparing the financial statements.

The principles of measurement, recognition and disclosure (to the extent considered relevant) followed for preparation of these financial statements are consistent with the accounting policies followed by Torrent Power Limited in its annual standalone audited financial statements for the year ended March 31, 2021 subject to the following:

(i) Tax Provision

The Company's corporate tax liability under Income Tax Act, 1961 is assessed for the Company as a whole and accordingly no current tax or deferred tax has been accounted for in these financial statements of TPL- D (Ahmedabad).

(ii) Basis of determining the value of inter-unit sales of power:

In respect of TPL- D (Ahmedabad) and the Company's other generating units, the transfer price for sale of power has been determined on the basis of the principles stated in the Multi-year tariff regulations as issued by the GERC and Central Electricity Regulatory Commission (CERC) respectively, read with the tariff orders issued by them for respective generating units.

(iii) Basis of allocation of common expenditure:

The expenditure incurred by the Company that is directly attributable to a particular unit/area is allocated to that particular unit/area. The common expenditure incurred by the Company is allocated between the units/areas in the ratio determined based on the respective sales of each unit/area as a proportion to the total sales of the Company, including inter-unit sales.



(iv) Power Purchase Cost:

Total power purchase cost of TPL- D (Ahmedabad) and Surat Distribution license areas is calculated on collective basis and apportioned between them as per GERC order.

(v) Loan balances:

The borrowings of the Company are centralised. The loans obtained by the Company from the banks and financial institutions are allocated between the units of the Company, based on the level of funding deployed in the respective units and accordingly interest cost is paid by the unit.

Loan from Head Office represents the amount of funding by the Head office to TPL-D (Ahmedabad) towards unrecovered /unbilled regulatory gap including disputed regulatory gap as assessed by the management.



TORRENT POWER LIMITED

Ahmedabad and Gandhinagar Distribution Area

Notes forming part of the financial statements for the year ended March 31, 2021

(vi) Transactions between Head Office/Inter-Unit:

Head office account represents the closing balance which has been arrived at after considering transactions with Head Office and all inter-unit transactions. The profit earned during the year by the TPL-D (Ahmedabad) also gets transferred to Head Office account as at the year end.

(vii) Events after the Reporting Period

These financial statements do not reflect the effects of events that occurred subsequent to May 20, 2021 i.e. the date on which the statutory financial statements of the Company for the year ended March 31, 2021 were authorized by the Board of Directors, for the purpose of comparability.

Historical cost convention

The financial statements have been prepared on an accrual basis under the historical cost convention except for following which have been measured at fair value;

- Defined benefit plan assets

All assets and liabilities have been classified as current or non-current as set out in the Schedule III (Division II) to the Companies Act, 2013.

2.2 Government grants:

Grants from the government are recognised at their fair value where there is a reasonable assurance that the grant will be received and TPL-D (Ahmedabad) will comply with all the attached conditions.

Government grants relating to income are recognised in profit or loss on a systematic basis over the periods in which TPL-D (Ahmedabad) recognises as expenses the related costs for which the grants are intended to compensate. Government grants relating to purchase of property, plant and equipment whose primary condition is that TPL-D (Ahmedabad) should purchase, construct or otherwise acquire property, plant and equipment are recognised as deferred revenue in the balance sheet and transferred to profit or loss on a systematic and rational basis over the useful lives of the related assets.



2.3 Property, plant and equipment:

Tangible fixed assets

Freehold land is carried at historical cost. All other items of property, plant and equipment held for use in the production or supply of goods or services, or for administrative purposes, are stated in the balance sheet at cost less accumulated depreciation and accumulated impairment losses, except that on adoption of Ind AS, property, plant and equipment had been measured at deemed cost, using the net carrying value as per previous GAAP as at April 01, 2015.

Capital work in progress in the course of construction for production, supply or administrative purposes is carried at cost, less any recognised impairment loss. Cost includes purchase price, taxes and duties, labour cost and other directly attributable costs incurred upto the date the asset is ready for its intended use. Such property, plant and equipment are classified to the appropriate categories when completed and ready for intended use.

Subsequent cost are included in the asset's carrying amount or recognised as a separate asset, as appropriate, only when it is probable that future economic benefits associated with the item will flow to TPL-D (Ahmedabad) and the cost of the item can be measured reliably. Subsequent costs relating to day to day servicing of the item are not recognised in the carrying amount of an item of property, plant and equipment; rather, these costs are recognised in profit or loss as incurred.



TORRENT POWER LIMITED

Ahmedabad and Gandhinagar Distribution Area

Notes forming part of the financial statements for the year ended March 31, 2021

An item of property, plant and equipment is derecognised upon disposal or when no future economic benefits are expected to arise from the continued use of the asset. Any gain or loss arising on the disposal or retirement of an item of property, plant and equipment is determined as the difference between the sales proceeds and the carrying amount of the asset and is recognised in profit or loss.

Depreciation methods, estimated useful lives and residual value

Depreciation commences when the assets are ready for their intended use. Depreciation for the year is provided on additions / deductions of the assets during the period from / up to the month in which the asset is added / deducted. Depreciation on tangible assets is provided on straight line basis using the depreciation rates, the methodology and residual value as per the provisions of Annexure-I of Section 39 of Chapter 3 of Gujarat Electricity Regulatory Commission (Multi Year Tariff) Regulations, 2016. The effect of any such change in estimate in this regard is being accounted for on a prospective basis.

The range of depreciation rates of property, plant and equipment are as follows:

Class of assets	Rate of depreciation
Buildings	1.80% to 6.00%
Plant and machinery	1.80% to 7.00%
Electrical fittings and apparatus	5.28% to 19.00%
Furniture and fixtures	5.28% to 15.00%
Vehicles	9.50%
Office equipment	3.60% to 19.00%

2.4 Intangible assets - acquired:

Computer software is carried at cost less accumulated amortisation and accumulated impairment losses. Amortisation is recognised on a straight-line basis over its estimated useful life of 3 years. The estimated useful life and amortisation method are reviewed at the end of each reporting period and the effect of any changes in such estimate being accounted for on a prospective basis.



Expenditure incurred on acquisition of intangible assets which are not ready to use at the reporting date is disclosed under "Intangible assets under development".

An intangible asset is derecognised on disposal, or when no future economic benefits are expected from its use or disposal. Gains or losses arising from derecognition of an intangible asset, measured as the difference between the net disposal proceeds and the carrying amount of the asset, are recognised in profit or loss when the asset is derecognised.

2.5 Impairment of tangible and intangible assets:

Tangible and intangible assets are reviewed for impairment losses whenever events or changes in circumstances indicate that the carrying amount may not be recoverable. An impairment loss is recognized for the amount by which the carrying amount of the assets exceeds its recoverable amount, which is the higher of an asset's fair value less costs of disposal and value in use. Value in use is the present value of the future cash flows expected to be derived from an asset or cash-generating unit. An impairment loss is recognised immediately in profit or loss.

For the purposes of assessing impairment, assets are grouped at the lowest levels for which there are separately identifiable cash inflows which are largely independent of the cash inflows from other assets or groups of assets (cash-generating units). Non-financial assets other than goodwill that suffered an impairment are reviewed for possible reversal of the impairment at the end of each reporting period.



TORRENT POWER LIMITED.

Ahmedabad and Gandhinagar Distribution Area

Notes forming part of the financial statements for the year ended March 31, 2021

2.6 Borrowing costs:

Borrowing costs that are directly attributable to the acquisition and construction of qualifying assets, which are assets that necessarily take a substantial period of time to get ready for their intended use, such as new projects and / or specific assets created in the existing business, are capitalized up to the date of completion and ready for their intended use.

Income earned on the temporary investment of specific borrowings pending their expenditure on qualifying assets is deducted from the borrowing costs eligible for capitalisation.

Other borrowing costs are charged to the statement of profit and loss in the period of their accrual.

2.7 Cash and cash equivalents:

For the purpose of presentation in the statement of cash flows, cash and cash equivalents include cash on hand, cheques / drafts on hand, current account balances with banks and other short-term, highly liquid investments with original maturities of three months or less that are readily convertible to known amounts of cash and which are subject to an insignificant risk of changes in value. Bank overdrafts are shown within borrowings in current liabilities in the balance sheet. [Also refer note 2.1]

2.8 Inventories:

Raw materials, fuel, stores and spares, packing materials, loose tools, work in progress, traded and finished goods are stated at the lower of cost and net realisable value. Cost of inventories includes all costs incurred in bringing the inventories to their present location and condition. Costs are assigned to individual items of inventory on the weighted average basis. Costs of purchased inventory are determined after deducting rebates and discounts.

Net realisable value is the estimated selling price in the ordinary course of business, less estimated costs of completion and the estimated costs necessary to make the sale.



2.9 Revenue recognition:

Revenue is recognized, when the control of the goods or services has been transferred to consumers net of discounts and other similar allowances.

(i) Revenue from power supply is accounted for in accordance with the principles laid down under the relevant Tariff Regulations / Tariff Orders notified by the Electricity Regulator. Revenue recognised includes amounts billed to consumers on the basis of recording of consumption of energy by installed meters based on the applicable tariff and adjustments in respect of unbilled amounts towards revenue gaps / unapproved FPPPA which are recognised considering applicable tariff regulations / tariff orders, past trends of approval, management's probability estimate and when no significant uncertainty exists in such determination. Revenue from power supply excludes taxes and duties.

These adjustments / accruals are carried forward as 'Unbilled revenue' under "Other current financial assets" in Note 15, which would be adjusted through future billing based on tariff determination by the regulator in accordance with the electricity regulations.

(ii) Contributions by consumers towards items of property, plant and equipment, which require an obligation to provide electricity connectivity to the consumers, are recognised as a credit to deferred revenue. Such revenue is recognised over the useful life of the property, plant and equipment.



TORRENT POWER LIMITED

Ahmedabad and Gandhinagar Distribution Area

Notes forming part of the financial statements for the year ended March 31, 2021

2.10 Foreign currency translation:

Functional and presentation currency

The financial statements are prepared in Indian rupee (INR) which is functional as well as presentation currency of TPL-D (Ahmedabad).

Transactions and balances

In preparing the financial statements of TPL-D (Ahmedabad), transactions in currencies other than the entity's functional currency (foreign currencies) are recognised at the rates of exchange prevailing at the dates of the transactions.

At the end of each reporting period, monetary items denominated in foreign currencies are retranslated at the rates prevailing at that date.

Non-monetary items that are measured in terms of historical cost in a foreign currency are not retranslated.

Foreign exchange differences regarded as an adjustment to borrowing costs are presented in the Statement of profit and loss, within finance costs. All other foreign exchange differences arising on settlement of monetary items or on reporting TPL-D (Ahmedabad)'s monetary items at rates different from those at which they were initially recorded during the financial year are recognized as income or expense in the financial year in which they arise.

2.11 Employee benefits:

Defined contribution plans

Contributions to retirement benefit plans in the form of provident fund, employee state insurance scheme, pension scheme and superannuation schemes as per regulations are charged as an expense on an accrual basis when employees have rendered the service. TPL-D (Ahmedabad) has no further payment obligations once the contributions have been paid.

Defined benefits plans



The liability or asset recognised in the balance sheet in respect of the retirement benefit plan i.e. gratuity plan is the present value of the defined benefit obligation at the end of the reporting period less the fair value of plan assets. The defined benefit obligation is calculated by an actuary using projected unit credit method.

The present value of the defined benefit obligation is determined by discounting the estimated future cash outflows by reference to market yields at the end of the reporting period on government bonds that have terms approximating to the terms of the related obligations.

The net interest cost is calculated by applying the discount rate to the net balance of the defined benefit obligation and the fair value of the plan assets. This cost is included in the employee benefit expense in the statement of profit and loss.

Remeasurements, comprising actuarial gains and losses and the effect of the changes to the asset ceiling (if applicable), is reflected immediately in the balance sheet with a charge or credit recognised in other comprehensive income in the period in which they occur and consequently recognised in retained earnings and is not reclassified to profit or loss.

The retirement benefit obligation recognised in the balance sheet represents the actual deficit or surplus in TPL-D (Ahmedabad)'s defined benefit plans. Any surplus resulting from this calculation is



TORRENT POWER LIMITED

Ahmedabad and Gandhinagar Distribution Area

Notes forming part of the financial statements for the year ended March 31, 2021

limited to the present value of any economic benefits available in the form of reductions in future contributions to the plans.

Other long-term employee benefit obligations

The liabilities for earned leave and sick leave are not expected to be settled wholly within 12 months after the end of the period in which the employees render the related service. They are therefore measured as the present value of expected future payments to be made in respect of services provided by employees up to the end of the reporting period using the projected unit credit method. The benefits are discounted using the market yields at the end of the reporting period that have terms approximating to the terms of the related obligation. Remeasurements as a result of experience adjustments and changes in actuarial assumptions are recognised in profit or loss.

The said obligations are presented as current liabilities in the balance sheet if the entity does not have an unconditional right to defer settlement for at least twelve months after the reporting period, regardless of when the actual settlement is expected to occur.

2.12 Provisions, contingent liabilities and contingent assets:

Provisions

A provision is recognized when TPL-D (Ahmedabad) has a present obligation as a result of past events and it is probable that an outflow of resources will be required to settle the obligation in respect of which a reliable estimate can be made.

The amount recognised as a provision is the best estimate of the consideration required to settle the present obligation at the end of the reporting period, taking into account the risks and uncertainties surrounding the obligation. When a provision is measured using the cash flows estimated to settle the present obligation, its carrying amount is the present value of those cash flows (when the effect of the time value of money is material).



Contingent liability

A possible obligation that arises from past events and the existence of which will be confirmed only by the occurrence or non-occurrence of one or more uncertain future events not wholly within the control of the enterprise are disclosed as contingent liability and not provided for. Such liability is not disclosed if the possibility of outflow of resources is remote.

Contingent assets

A contingent asset is a possible asset that arises from past events and whose existence will be confirmed only by the occurrence or non-occurrence of one or more uncertain future events not wholly within the control of the entity.

Contingent assets are not recognised but disclosed only when an inflow of economic benefits is probable.



TORRENT POWER LIMITED

Ahmedabad and Gandhinagar Distribution Area

Notes forming part of the financial statements for the year ended March 31, 2021

2.13 Financial instruments:

Financial assets

i) Classification of financial assets (including debt instruments)

TPL-D (Ahmedabad) classifies its financial assets in the following measurement categories:

- those to be measured subsequently at fair value (either through other comprehensive income, or through profit or loss), and
- those measured at amortised cost.

The classification depends on the entity's business model for managing the financial assets and the contractual cash flow characteristics of the financial assets.

ii) Initial measurement

Financial assets are initially measured at fair value. Transaction costs that are directly attributable to the acquisition or issue of financial assets (other than financial assets at fair value through profit or loss) are added to the fair value of the financial assets, as appropriate, on initial recognition. Transaction costs that are directly attributable to the acquisition or issue of financial assets at fair value through profit or loss are recognised immediately in profit or loss.

iii) Subsequent measurement

There are three measurement categories into which the debt instruments can be classified:

• Amortised cost



Assets that are held for collection of contractual cash flows where those cash flows represent solely payments of principal and interest are measured at amortised cost. A gain or loss on a debt investment that is subsequently measured at amortised cost and is not part of a hedging relationship is recognised in profit or loss when the asset is derecognised or impaired. Interest income from these financial assets is included in finance income using the effective interest rate method.

• Fair value through other comprehensive income (FVOCI)

Assets that are held for collection of contractual cash flows and for selling the financial assets, where the assets' cash flows represent solely payments of principal and interest, are measured at fair value through other comprehensive income (FVOCI). Movements in the carrying amount are taken through OCI, except for the recognition of impairment gains or losses, interest revenue and foreign exchange gains and losses which are recognised in profit and loss. When the financial asset is derecognised, the cumulative gain or loss previously recognised in OCI is reclassified from equity to profit or loss and recognised in other gains/(losses). Interest income from these financial assets is included in other income using the effective interest rate method. Foreign exchange gains and losses are presented in other gains and losses and impairment expenses in other expenses.

• Fair value through profit or loss (FVTPL)

Assets that do not meet the criteria for amortised cost or FVOCI are measured at fair value through profit or loss. A gain or loss on a debt investment that is subsequently measured at fair value through profit or loss and is not part of a hedging relationship is recognised in profit or loss and presented net in the statement of profit and loss within other gains / (losses) in the period in which it arises. Interest income from these financial assets is included in other income.



TORRENT POWER LIMITED

Ahmedabad and Gandhinagar Distribution Area

Notes forming part of the financial statements for the year ended March 31, 2021

iv) Impairment of financial assets

TPL-D (Ahmedabad) assesses on a forward looking basis the expected credit losses associated with its financial assets carried at amortised cost. The impairment methodology applied depends on whether there has been a significant increase in credit risk.

For trade receivables or any contractual right to receive cash or another financial asset that result from transactions that are within the scope of Ind AS 115 only, TPL-D (Ahmedabad) follows 'simplified approach' for recognition of impairment loss and always measures the loss allowance at an amount equal to lifetime expected credit losses.

TPL-D (Ahmedabad) applies the Ind AS 109 simplified approach to measure expected credit losses which uses a lifetime expected loss allowance for all trade receivables. To measure the expected credit losses, trade receivables have been grouped based on days past due. TPL-D (Ahmedabad) recognises expected loss rates in case of unbilled revenue after considering applicable tariff regulations / tariff orders, management's probability estimate and the past trends of approval.

v) Derecognition of financial assets

A financial asset (or, where applicable, a part of a financial asset or part of a group of similar financial assets) is primarily derecognised (i.e. removed from TPL-D (Ahmedabad)'s balance sheet) when:

- The rights to receive cash flows from the asset have expired, or
- TPL-D (Ahmedabad) has transferred its rights to receive cash flows from the asset

When the entity has transferred an asset, TPL-D (Ahmedabad) evaluates whether it has transferred substantially all risks and rewards of ownership of the financial asset. In such cases, the financial asset is derecognised. Where the entity has not transferred substantially all risks and rewards of ownership of the financial asset, the financial asset is not derecognised.

Where the entity has neither transferred a financial asset nor retains substantially all risks and rewards of ownership of financial asset, the financial asset is derecognised if TPL-D (Ahmedabad) has not retained control over the financial asset. Where TPL-D (Ahmedabad) retains control of the financial asset, the asset is continued to be recognised to the extent of continuing involvement in the financial asset.

vi) Income recognition

Interest income on financial assets at amortised cost is calculated using the effective interest method is recognised in the statement of profit and loss as part of other income.



Interest on overdue receivables of energy bills and claims including insurance claims are accounted as and when recovered.

Financial liabilities

TPL-D (Ahmedabad)'s financial liabilities include trade and other payables, loans and borrowings.

i) Classification

All TPL-D (Ahmedabad)'s financial liabilities are measured at amortized cost.



TORRENT POWER LIMITED

Ahmedabad and Gandhinagar Distribution Area

Notes forming part of the financial statements for the year ended March 31, 2021

ii) Initial measurement

Financial liabilities are initially measured at fair value. Transaction costs that are directly attributable to the acquisition or issue of financial liabilities are deducted from the fair value of the financial liabilities, as appropriate, on initial recognition.

iii) Subsequent measurement

Financial liabilities are subsequently measured at amortised cost using the Effective Interest Rate Method.

The Effective Interest Rate Method is a method of calculating the amortised cost of a financial liability and of allocating interest expense over the relevant period. The effective interest rate is the rate that exactly discounts estimated future cash payments (including transaction costs and other premiums or discounts) through the expected life of the financial liability.

iv) Derecognition of financial liabilities

TPL-D (Ahmedabad) derecognises financial liabilities when, and only when, TPL-D (Ahmedabad)'s obligations are discharged, cancelled or waived off or have expired. An exchange between TPL-D (Ahmedabad) and the lender of debt instruments with substantially different terms is accounted for as an extinguishment of the original financial liability and the recognition of a new financial liability. The difference between the carrying amount of the financial liability derecognised and the consideration paid and payable is recognised in profit or loss.

2.14 Leases:

TPL-D (Ahmedabad) as a lessee:



Leases are recognised as a right-of-use asset and a corresponding liability at the date at which the leased asset is available for use by TPL-D (Ahmedabad). Contracts may contain both lease and non-lease components.

Lease liabilities:

Assets and liabilities arising from a lease are initially measured on a present value basis. Lease liabilities include the net present value of the lease payments.

The lease payments include fixed payments (including in substance fixed payments) less any lease incentives receivable, variable lease payments that depend on an index or a rate and amounts expected to be paid under residual value guarantees. The lease payments also include the exercise price of a purchase option reasonably certain to be exercised by TPL-D (Ahmedabad) and payments of penalties for terminating the lease, if the lease term reflects TPL-D (Ahmedabad) exercising the option to terminate. Variable lease payments that do not depend on an index or a rate are recognised as expenses in the period in which the event or condition that triggers the payment occurs. Lease payments to be made under reasonably certain extension options are also included in the measurement of the liability.

The lease payments are discounted using the lessee's incremental borrowing rate. Lease payments are allocated between principal and finance cost. The finance cost is charged to profit or loss over the lease period so as to produce a constant periodic rate of interest on the remaining balance of the liability for each period.



TORRENT POWER LIMITED

Ahmedabad and Gandhinagar Distribution Area

Notes forming part of the financial statements for the year ended March 31, 2021

Right-of-use assets:

Right-of-use assets are measured at cost comprising the amount of the initial measurement of lease liability and lease payments made before the commencement date.

Right-of-use assets are depreciated over the lease term on a straight-line basis. Right-of-use assets are measured at cost, less any accumulated depreciation and impairment losses, and adjusted for any remeasurement of lease liabilities. The cost of right-of-use assets includes the amount of lease liabilities recognised, and lease payments made at or before the commencement date less any lease incentives received.



Right-of-use assets are depreciated over the asset's lease term on a straight line basis.

Short term leases and leases of low value assets:

Payments associated with short-term leases of equipment and all leases of low-value assets are recognised on a straight-line basis as an expense in profit or loss. Short-term leases are leases with a lease term of 12 months or less. Low-value assets comprise small items of office equipment including IT equipment.

2.15 Amount presented and rounding off:

All amounts in the financial statements and notes have been presented in ₹ Crore rounded to two decimals as per the requirement of Schedule III of the Companies Act, 2013, unless otherwise stated. Figures below Rs.50,000 are denoted by "**).



TORRENT POWER LIMITED

Ahmedabad and Gandhinagar Distribution Area

Notes forming part of the financial statements for the year ended March 31, 2021

Note 3: Critical accounting judgements and key sources of estimation uncertainty

In the course of applying the policies outlined in all notes under note 2 above, the management of TPL-D (Ahmedabad) is required to make judgements, estimates and assumptions about the carrying amount of assets and liabilities that are not readily apparent from other sources. The estimates and associated assumptions are based on historical experience and other factors that are considered to be relevant. Actual results may differ from these estimates.

Such estimates and associated assumptions are reviewed on an ongoing basis. Revisions to accounting estimates are recognised in the period in which the estimate is revised if the revision affects only that period, or in the period of the revision and future period, if the revision affects current and future periods.

3.1 Revenue recognition:

TPL-D (Ahmedabad) has recognised revenue (including the adjustment in respect of unapproved FPPPA Claims and other true up adjustment claims) as per the applicable tariff regulations / tariff orders, management's probability estimate and the past trends of approval. TPL-D (Ahmedabad) has not recognized those true up adjustment claims which are subject of dispute and for which TPL-D (Ahmedabad) is in appeal with regulatory authorities. These are recognised on receipt of final orders of respective regulatory authorities. [Refer note 26 & 32]

3.2 Property, plant and equipment:



Service concession arrangements

TPL-D (Ahmedabad) has assessed applicability of Appendix D of Ind AS115 "Service Concession Arrangements" with respect to its property, plant and equipment. In assessing the applicability, TPL-D (Ahmedabad) has exercised judgment in relation to the provisions of the Electricity Act, 2003, conditions provided under transmission and distribution license and / or agreements. Further, TPL-D (Ahmedabad) has ability to pledge the assets pursuant to which it has control and ability to direct the use of assets. Based on such assessment, it has concluded that Appendix D of Ind AS 115 is not applicable.

3.3 Contingencies:

Contingent liabilities

In the normal course of business, contingent liabilities may arise from litigation and other claims against TPL-D (Ahmedabad). Potential liabilities that are possible but not probable of crystallising or are very difficult to quantify reliably are treated as contingent liabilities. Such liabilities are disclosed in the notes but are not recognised. Potential liabilities that are remote are neither recognized nor disclosed as contingent liability. The management judgement is involved in classification under 'remote', 'possible' or 'probable' based on expert advice, past judgements, experiences etc. (Refer Note 33(a))



TORRENT POWER LIMITED



Ahmedabad and Gandhinagar Distribution Area

Notes forming part of the financial statements for the year ended March 31, 2021

3.4 Employee benefit plans:

Defined benefit plans and other long-term employee benefits

The present value of obligations under defined benefit plan and other long term employment benefits is determined using actuarial valuations. An actuarial valuation involves making various assumptions that may differ from actual development in the future. These include the determination of the discount rate, future salary escalations, attrition rate and mortality rates etc. Due to the complexities involved in the valuation and its long term nature, these obligations are highly sensitive to changes in these assumptions. All assumptions are reviewed at each reporting date. Information about the various estimates and assumptions made in determining present value of defined benefit obligation are disclosed in note 36.2



TORRENT POWER LIMITED



Ahmedabad and Gandhinagar Distribution Area

Notes forming part of the financial statements for the year ended March 31, 2021

Note - 4 : Property, plant and equipment

Note - 4.1 : Property, plant and equipment - as at March 31, 2021

PARTICULARS	Gross carrying amount				Accumulated depreciation			Net carrying amount (₹ in Crore)
	As at April 01, 2020	Additions during the year	Deductions during the year	Adjustments	As at March 31, 2021	As at April 01, 2020	For the year	As at March 31, 2021
Freehold land	161.88	-	-	-	161.88	-	-	161.88
Buildings	353.16	99.76	-	7.29	460.21	39.07	11.98	409.16
Plant and machinery	4,773.49	499.47	9.45	6.49	5,270.00	970.63	268.37	4,035.40
Electrical fittings and apparatus	8.64	6.96	-	0.32	15.92	3.44	0.65	11.83
Furniture and fixtures	6.57	6.46	-	-	13.03	1.75	0.47	10.81
Vehicles	2.40	-	0.37	-	2.03	0.74	0.21	1.24
Office equipments	56.21	12.96	0.28	0.26	69.15	15.26	5.23	48.88
Total	5,362.35	625.61	10.10	14.36	5,992.22	1,030.89	286.91	1,313.02
								4,679.20



TORRENT POWER LIMITED

Ahmedabad and Gandhinagar Distribution Area

Notes forming part of the financial statements for the year ended March 31, 2021



Note - 4 : Property, plant and equipment (contd.)

Note - 4.2 : Property, plant and equipment - as at March 31, 2020

PARTICULARS	Gross carrying amount				Accumulated depreciation			Net carrying amount	
	As at April 01, 2019	Additions during the year	Deductions during the year	Adjustments	As at March 31, 2020	As at April 01, 2019	For the year	Deductions during the year	As at March 31, 2020
Freehold land	159.54	2.34	-	-	161.88	-	-	-	161.88
Buildings	327.04	26.02	-	0.10	353.16	28.21	10.86	-	314.09
Plant and machinery	4,391.81	387.18	7.64	2.14	4,773.49	726.18	247.80	3.35	3,802.86
Electrical fittings and apparatus	7.81	0.83	-	-	8.64	2.82	0.62	-	5.20
Furniture and fixtures	5.66	0.91	-	-	6.57	1.36	0.39	-	4.82
Vehicles	2.39	0.37	0.36	-	2.40	0.77	0.22	0.25	1.66
Office equipments	46.89	9.56	0.32	0.08	56.21	10.74	4.61	0.09	40.95
Total	4,941.14	427.21	8.32	2.32	5,362.35	770.08	264.50	3.69	1,030.89
									4,331.46

Footnotes to Note 4.1 and Note 4.2 :

- 1 The above property, plant & equipment have been mortgaged and hypothecated to secure borrowings of the Company (Refer note 19).
- 2 Capital commitment:
- 3 Refer note 33 (b) for disclosure of contractual commitments for the acquisition of property, plant and equipment.
- 4 Adjustments during the year include capitalisation of borrowing costs of ₹14.36 Crore (Previous year - ₹ 2.32 Crore), which are directly attributable to purchase / construction of qualifying assets in accordance with Ind AS - 23 "Borrowing Costs".
- 5 The weighted average rate for capitalisation of borrowing cost relating to general borrowing is 7.81% (Previous year 9.00%)
- 6 Additions to plant and machinery includes capitalisation of directly attributable costs incurred by TPL- D (Ahmedabad) under various headings.



TORRENT POWER LIMITED
Ahmedabad and Gandhinagar Distribution Area
Notes forming part of the financial statements for the year ended 31st March, 2021

Note 5 : Right-of-use assets

As at March 31, 2021


Particulars	Gross carrying amount				Accumulated depreciation			Net carrying amount
	As at April 01, 2020	Additions during the year	Deductions during the year	As at March 31, 2021	As at April 01, 2020	For the year	Deductions during the year	As at March 31, 2021
Land	21.82	-	-	21.82	0.44	0.43	-	20.95
Total	21.82	-	-	21.82	0.44	0.43	-	20.95

As at March 31, 2020

Particulars	Gross carrying amount				Accumulated depreciation				Net carrying amount
	As at April 01, 2019	Additions due to Ind AS 116	During the year	Deductions during the year	As at March 31, 2020	As at April 01, 2019	Addition due to Ind AS 116	For the year	As at March 31, 2020
Land	-	21.82	-	-	21.82	-	-	0.44	21.38
Total	-	21.82	-	-	21.82	-	-	0.44	21.38

Footnotes:

- 1 The above right-of-use assets have been mortgaged and hypothecated to secure borrowings of the Company (Refer note 19).
- 2 Refer note 35 for disclosure relating to right-of-use asset.



TORRENT POWER LIMITED**Ahmedabad and Gandhinagar Distribution Area**

Notes forming part of the financial statements for the year ended March 31, 2021

Note 6 : Capital work-in-progress**As at March 31, 2021**



Particulars	(₹ in Crore)			
	As at April 01, 2020	Additions during the year	Capitalised during the year	As at March 31, 2021
Capital work-in-progress	406.39	786.61	596.38	596.62
Total	406.39	786.61	596.38	596.62

As at March 31, 2020

Particulars	(₹ in Crore)			
	As at April 01, 2019	Additions during the year	Capitalised during the year	As at March 31, 2020
Capital work-in-progress	188.08	599.67	381.36	406.39
Total	188.08	599.67	381.36	406.39

Footnotes:

- 1 The above capital work-in-progress have been mortgaged and hypothecated to secure borrowings of the Company (Refer note 19).
- 2 Capital work-in-progress include borrowing costs of ₹11.09 Crore (March 31, 2020- ₹ 11.08 Crore), which are directly attributable to purchase / construction of qualifying assets in accordance with Ind AS - 23 "Borrowing Costs".



TORRENT POWER LIMITED
Ahmedabad and Gandhinagar Distribution Area
Notes forming part of the financial statements for the year ended March 31, 2021

Note - 7 : Intangible assets

As at 31st March, 2021

(₹ in Crore)

PARTICULARS	Gross carrying amount			Accumulated amortization			Net carrying amount
	As at April 01, 2020	Additions during the year	Deductions during the year	As at April 01, 2020	For the year	Deductions during the year	As at March 31, 2021
Computer Software	16.91	4.20	-	11.74	3.98	-	5.39
Total	16.91	4.20	-	11.74	3.98	-	5.39



As at 31st March, 2020

(₹ in Crore)

PARTICULARS	Gross carrying amount			Accumulated amortization			Net carrying amount
	As at April 01, 2019	Additions during the year	Deductions during the year	As at April 01, 2019	For the year	Deductions during the year	As at March 31, 2020
Computer Software	14.37	2.54	-	8.63	3.11	-	5.17
Total	14.37	2.54	-	8.63	3.11	-	5.17

Footnote:

- 1 The above computer software has been mortgaged and hypothecated to secure borrowings of the Company (Refer note 19).



TORRENT POWER LIMITED**Ahmedabad and Gandhinagar Distribution Area**

Notes forming part of the financial statements for the year ended March 31, 2021

Note - 8 : Non-current investments

	As at March 31, 2021	(₹ in Crore) As at March 31, 2020
Contingency reserve investments - statutory (quoted)		
(at amortised cost) \$		
8.28% GOI Bond - 2032	0.59	0.59
8.97% GOI Bond - 2030	0.60	0.60
8.28% GOI Bond - 2027	0.60	0.60
7.35% GOI Bond - 2024	0.60	0.60
8.40% GOI Bond - 2024	0.60	0.60
6.68% GOI Bond -2031	0.59	0.59
7.37% GOI Bond -2023	0.68	0.68
7.57% GOI Bond -2033	0.63	0.63
7.73% GOI Bond -2034	0.61	-
	<u>5.50</u>	<u>4.89</u>
Aggregate amount of quoted investments	5.50	4.89
Aggregate amount of market value of quoted investments	5.91	5.31

\$ Investment in Government of India bonds have been made in terms of Gujarat Electricity Regulatory Commission (GERC) Multi-Year Tariff (MYT) Regulations, which can be utilised only for the purposes mentioned therein (Refer Note 18 - Contingency Reserve).

Note 9 : Non-current loans



Unsecured (considered good)

	As at March 31, 2021	(₹ in Crore) As at March 31, 2020
Security deposits	1.36	1.36
	<u>1.36</u>	<u>1.36</u>

Note 10 : Other non-current assets

Unsecured (considered good)

	As at March 31, 2021	(₹ in Crore) As at March 31, 2020
Capital advances	15.04	3.14
Balances with government authority	43.09	43.03
Prepaid expenses	0.76	-
	<u>58.89</u>	<u>46.17</u>



TORRENT POWER LIMITED
Ahmedabad and Gandhinagar Distribution Area
Notes forming part of the financial statements for the year ended March 31, 2021

Note - 11 : Inventories

(valued at lower of cost and net realizable value)

	As at March 31, 2021	(₹ in Crore) As at March 31, 2020
Stores and spares	66.51	117.34
Loose tools	1.14	0.65
	<u>67.65</u>	<u>117.99</u>

Footnotes:

- 1 The cost of stores and spares inventories recognised as an expense includes ₹2.84 Crore (Previous year - ₹2.19 Crore) in respect of write-downs of inventory to net realisable value determined based on evaluation of slow and non-moving inventories.
- 2 The above carrying amount of inventories has been mortgaged and hypothecated to secure borrowings of the Company.

Note - 12 : Trade receivables

	As at March 31, 2021	(₹ in Crore) As at March 31, 2020
Trade receivables		
Secured - Considered good #	388.95	357.63
Unsecured - Considered good	121.30	118.25
- Credit impaired	26.29	21.30
	<u>536.54</u>	<u>497.18</u>
Less: Allowance for bad and doubtful debts	26.29	21.30
	<u>510.25</u>	<u>475.88</u>

TPL-D (Ahmedabad) holds security deposits in respect of electricity receivables.

Footnote:

- 1 Refer note 39 for credit risk related disclosures.
- 2 Refer note 19 for charge on current assets including trade receivables.

Note - 13 : Cash and cash equivalents

	As at March 31, 2021	(₹ in Crore) As at March 31, 2020
Balances with banks		
Balance in current accounts	26.66	12.84
	<u>26.66</u>	<u>12.84</u>
Cash on hand	0.04	0.09
	<u>26.70</u>	<u>12.93</u>

Note 14 : Current loans



Unsecured (considered good)

	As at March 31, 2021	(₹ in Crore) As at March 31, 2020
Security deposits	2.56	2.52
	<u>2.56</u>	<u>2.52</u>

Note 15 : Other current financial assets

Unsecured (considered good)



	As at March 31, 2021	(₹ in Crore) As at March 31, 2020
Interest accrued on non-current investments	0.09	0.08
Unbilled revenue (including revenue gap / surplus) [Refer note 32(a)]	1,349.14	1,239.36
	<u>1,349.23</u>	<u>1,239.44</u>
Other advances		
Considered good	-	0.01
	<u>-</u>	<u>0.01</u>
	<u>1,349.23</u>	<u>1,239.45</u>



TORRENT POWER LIMITED
Ahmedabad and Gandhinagar Distribution Area
Notes forming part of the financial statements for the year ended March 31, 2021

Note 16 : Other current assets
Unsecured (considered good)

	As at March 31, 2021	(₹ in Crore) As at March 31, 2020
Advances for goods and services	0.21	1.57
Balances with government authorities	0.71	0.70
Prepaid expenses	6.15	4.07
	<u>7.07</u>	<u>6.34</u>



TORRENT POWER LIMITED**Ahmedabad and Gandhinagar Distribution Area**

Notes forming part of the financial statements for the year ended March 31, 2021

Note - 17 : Head Office Account

(Refer Note 2.1 (vi))

	As at March 31, 2021	(₹ in Crore) As at March 31, 2020
Balance at the beginning of the year	836.27	705.30
Add : Retained earnings transferred from reserves and surplus	450.92	460.19
Add/(Less) : Inter branch / Head Office transactions, net	361.79	(329.22)
Balance at the end of the year	<u>1,648.98</u>	<u>836.27</u>

Note - 18 : Other equity

	As at March 31, 2021	(₹ in Crore) As at March 31, 2020
Reserves and surplus		
Contingency reserve	4.80	4.20
Special reserve	29.21	29.21
Retained earnings	451.52	460.79
Less : Transfer to contingency reserve	(0.60)	(0.60)
Less : Retained earnings Transferred to Head Office Account	(450.92)	(460.19)
	<u>34.01</u>	<u>33.41</u>

Footnotes:**1 Contingency reserve:**



As per the provisions of GERC MYT Regulations read with Tariff orders passed by GERC, TPL-D (Ahmedabad) being a Distribution Licensee makes an appropriation to the contingency reserve to meet with certain exigencies. Investments in Bonds issued by Government of India have been made against such reserve.

2 Special reserve:

As per MYT Regulations (2007), TPL-D (Ahmedabad) has created a reserve in FY 2011-12 and FY 2012-13, which represents one third amount of controllable gain shall be retained in a special reserve by the Generating Company or Licensee for the purpose of absorbing the impact of any future losses on account of controllable factors

3 Retained earnings:

The retained earnings reflects surplus/deficit in the statement of profit and loss, which is transferred to Head Office Account.



TORRENT POWER LIMITED
Ahmedabad and Gandhinagar Distribution Area
Notes forming part of the financial statements for the year ended March 31, 2021

Note - 19 : Non-current borrowings
(Refer Note 2.1 (v))

	As at March 31, 2021	(₹ in Crore) As at March 31, 2020
Non-current borrowings		
Secured loans - at amortised cost		
Non convertible debentures		
10.35% Series 1	140.03	280.01
7.65% Series 5	100.00	-
	<u>240.03</u>	<u>280.01</u>
Term loans @		
From banks	1,381.47	1,487.07
	<u>1,381.47</u>	<u>1,487.07</u>
	<u>1,621.50</u>	<u>1,767.08</u>
Unsecured loans - at amortised cost		
Term loans		
From Government of India under Accelerated Power Development and Reform Programme (APDRP)	7.68	9.93
	<u>7.68</u>	<u>9.93</u>
	<u>1,629.18</u>	<u>1,777.01</u>

@ After considering unamortised expense of ₹ 3.91 Crore as at March 31, 2021. (₹ 4.43 Crore as at March 31, 2020)

	As at March 31, 2021	(₹ in Crore) As at March 31, 2020
Current maturities		
Secured loans - at amortised cost		
Non convertible debentures		
10.35% Series 1	139.99	139.99
	<u>139.99</u>	<u>139.99</u>
Term loans \$		
From banks	176.74	163.32
	<u>176.74</u>	<u>163.32</u>
Unsecured loans - at amortised cost		
Term loans		
From Government of India under Accelerated Power Development and Reform Programme (APDRP)	2.26	2.26
	<u>2.26</u>	<u>2.26</u>
	<u>318.99</u>	<u>305.57</u>
	<u>(318.99)</u>	<u>(305.57)</u>
Amount disclosed under the head "Other current financial liabilities" (Refer Note 23)		
	<u>-</u>	<u>-</u>

\$ After considering unamortised expense of ₹ 0.75 Crore as at March 31, 2021. (₹ 0.75 Crore as at March 31, 2020)

Foot notes:

1 Nature of security:

The entire immovable and movable assets including current assets, both present and future, of the Company are mortgaged and hypothecated by way of first pari passu charge in favour of lenders for term loans of ₹1,562.87 Crore and non convertible debentures of ₹380.02 Crore (except assets detailed in (i) below which are not provided as security to holders of non convertible debentures of Series no. 5)



(i) Assets not given as security to non convertible debenture holders of Series no. 5

(a) immovable assets, movable fixed assets and debt service reserve accounts pertaining to the Renewable Projects;

(b) Leasehold land bearing plot nos. B15 and B28 situated in the Atali Industrial Estate in Taluka Vagra, District Bharuch;

2 The future annual repayment obligations on principal amount for the above long-term borrowings are as under:-

Financial year	Term loans	(₹ in Crore) Non convertible debentures
2021-2022	179.75	139.99
2022-2023	98.66	240.03
2023-2024	106.72	
2024-2025	128.21	
2025-2026	169.08	
2026-2027	173.55	
2027-2028	164.46	
2028-2029	143.55	
2029-2030	157.95	
2030-2031	121.95	
2031-2032	75.20	
2032-2033	53.73	





TORRENT POWER LIMITED**Ahmedabad and Gandhinagar Distribution Area**

Notes forming part of the financial statements for the year ended March 31, 2021

Note - 20 : Other non-current liabilities

	As at March 31, 2021	(₹ in Crore) As at March 31, 2020
Deferred revenue		
Contribution received from consumers [Refer Note 32(b)(ii)]	720.92	695.09
Capital grant from government [Refer Note 41(b)]	11.44	12.66
Sundry payables	40.95	40.89
	<u>773.31</u>	<u>748.64</u>



TORRENT POWER LIMITED
Ahmedabad and Gandhinagar Distribution Area
Notes forming part of the financial statements for the year ended March 31, 2021

Note - 21 : Current borrowings

	As at March 31, 2021	(₹ in Crore) As at March 31, 2020
Unsecured loans		
Loans from Head Office*	1,055.00	955.00
	<u>1,055.00</u>	<u>955.00</u>

*Represents amount allocated from Head office. [Refer Note 2.1 (v)]

Net debt reconciliation :

	Other assets Cash and cash equivalent	Liabilities from financing activities, Current borrowing	Non-current borrowing	Lease liabilities	Total
Cash and cash equivalents	26.70	12.93			
Current borrowings	(1,055.00)	(955.00)			
Non-current borrowings (including current maturities and interest accrued but not due)	(1,953.31)	(2,101.07)			
Lease Liabilities	(2.33)	(2.38)			
	<u>(2,983.94)</u>	<u>(3,045.52)</u>			
Net balance as at April 01, 2019	16.18	(880.00)	(2,016.20)	-	(2,880.02)
Cash flows	(3.25)	(75.00)	(72.29)	0.25	(150.29)
New lease	-	-	-	(2.44)	(2.44)
Interest expense	-	(72.17)	(188.57)	(0.20)	(260.94)
Interest paid	-	72.17	175.99	-	248.16
Net balance as at March 31, 2020	12.93	(955.00)	(2,101.07)	(2.39)	(3,045.53)
Cash flows	13.77	(100.00)	134.94	0.25	48.96
Interest expense	-	(72.97)	(162.07)	(0.19)	(235.23)
Interest paid	-	72.97	174.90	-	247.87
Net balance as at March 31, 2021	26.70	(1,055.00)	(1,953.30)	(2.33)	(2,983.93)

Note - 22 : Current trade payables



	As at March 31, 2021	(₹ in Crore) As at March 31, 2020
Trade payables for goods and services		
Total outstanding dues of micro and small enterprises [Refer note 34]	15.82	4.77
Total outstanding dues other than micro and small enterprises	500.03	660.33
	<u>515.85</u>	<u>665.10</u>

Note - 23 : Other current financial liabilities

	As at March 31, 2021	(₹ in Crore) As at March 31, 2020
Current maturities of long-term debt [Refer note 19]	318.99	305.57
Interest accrued but not due on loans and security deposits	0.48	13.31
Security deposits from consumers @	853.67	815.27
Other deposits	7.77	2.49
Payables for purchase of property, plant and equipment^	97.09	63.93
Sundry payables (including for employees related payables)	24.06	21.85
	<u>1,302.06</u>	<u>1,222.42</u>

@Security deposits from consumers in TPL-D (Ahmedabad)'s business, which is in the nature of utility, are generally not repayable within a period of twelve months based on historical experience.

^ including dues to micro and small enterprises for ₹ 2.72 Crore (March 31, 2020 - ₹ 0.04) [Refer note 34]



TORRENT POWER LIMITED**Ahmedabad and Gandhinagar Distribution Area**

Notes forming part of the financial statements for the year ended March 31, 2021



Note - 24 : Other current liabilities

	As at March 31, 2021	(₹ in Crore) As at March 31, 2020
Credit balances of consumers [Refer note 32(d)]	54.28	48.95
Service line deposits from consumers [Refer note 32(c)]	109.59	137.85
Deferred revenue		
Contribution received from consumers [Refer Note 32(b)(ii)]	54.52	50.18
Capital grant from government [Refer Note 41(b)]	1.23	1.50
Statutory dues	87.02	107.73
	<u>306.64</u>	<u>346.21</u>

Note - 25 : Current provisions

	As at March 31, 2021	(₹ in Crore) As at March 31, 2020
Provision for employee benefits		
Provision for gratuity [Refer note 36.2(d)]	5.14	26.97
Provision for compensated absences \$	58.87	58.52
	<u>64.01</u>	<u>85.49</u>

\$ In the current year, provision for compensated absences is disclosed under current provision as the entity does not have an unconditional right to defer settlement for at least twelve months however these are generally not repayable within a period of twelve months based on historical experience.



TORRENT POWER LIMITED
Ahmedabad and Gandhinagar Distribution Area

Notes forming part of the financial statements for the year ended March 31, 2021

Note - 26 : Revenue from operations

	Year ended March 31, 2021	(₹ in Crore) Year ended March 31, 2020
Revenue from contracts with customers [Refer footnotes below]		
Revenue from power supply	5,255.81	5,873.01
	<u>5,255.81</u>	<u>5,873.01</u>
Other operating income		
Insurance claim receipt	0.05	0.02
Amortisation of deferred revenue		
Contribution received from consumers [Refer Note 32(b)(ii)] #	52.08	47.64
Capital grant from government [Refer Note 41(b)]	1.49	1.50
Miscellaneous income	16.82	18.84
	<u>70.44</u>	<u>68.00</u>
	<u>5,326.25</u>	<u>5,941.01</u>



Amortisation of deferred revenue are recognised within the scope of Ind AS 115.

Footnotes:

- 1 Disclosure given above presents disaggregated revenue from contracts with customers. TPL-D (Ahmedabad) believes that this disaggregation best depicts how the nature, amount, timing and uncertainty of revenue and cash flows are affected by market and other economic factors.
- 2 Timing of revenue recognition (from contract with customers) : Revenue from power supply is recognised over a period of time.
- 3 Revenue from operations for year ended March 31, 2021 includes ₹176.80 Crore (Previous year - ₹140.62 Crore) on account of favourable orders received from the Appellate Tribunal for Electricity in respect of disputed Revenue Gap related to carrying costs of earlier years.

Note - 27 : Other income

	Year ended March 31, 2021	(₹ in Crore) Year ended March 31, 2020
Interest income from financial assets at amortised cost		
Consumers	15.88	11.84
Contingency reserve investments	0.41	0.36
	<u>16.29</u>	<u>12.20</u>
Miscellaneous income	6.08	9.75
Gain on disposal of property, plant and equipment	2.87	1.46
	<u>25.24</u>	<u>23.41</u>



TORRENT POWER LIMITED**Ahmedabad and Gandhinagar Distribution Area**

Notes forming part of the financial statements for the year ended March 31, 2021



Note - 28 : Employee benefits expense

	Year ended March 31, 2021	(₹ in Crore) Year ended March 31, 2020
Salaries, wages and bonus	201.01	201.17
Contribution to provident and other funds (Refer note 36.1)	13.55	12.85
Employees welfare expenses	11.26	10.11
Compensated absences	8.23	14.73
Gratuity (Refer note 36.2(e)(3))	8.47	5.76
	<u>242.52</u>	<u>244.62</u>
Less: Allocated to capital works, repairs and other relevant revenue accounts #	<u>92.99</u>	<u>98.05</u>
	<u>149.53</u>	<u>146.57</u>

includes allocated to capital works of ₹ 55.15 crore (previous year ₹ 56.17 crore)

Note - 29 : Finance costs

	Year ended March 31, 2021	(₹ in Crore) Year ended March 31, 2020
Interest expense for financial liabilities classified as amortised cost		
Term loans	124.06	145.10
Non convertible debentures	38.01	43.47
Security deposits from consumers	36.92	48.60
Lease liabilities	0.19	0.20
Others	72.97	72.17
Other borrowing costs	0.58	0.96
Amortisation of borrowing costs	0.77	1.04
	<u>273.50</u>	<u>311.54</u>
Less: Allocated to capital works	<u>14.38</u>	<u>10.74</u>
	<u>259.12</u>	<u>300.80</u>



TORRENT POWER LIMITED**Ahmedabad and Gandhinagar Distribution Area**

Notes forming part of the financial statements for the year ended March 31, 2021



Note - 30 : Depreciation and amortization expense

	Year ended March 31, 2021	(₹ in Crore) Year ended March 31, 2020
Depreciation expense on property, plant and equipment	286.91	264.50
Depreciation expense on right-of-use asset	0.43	0.44
Amortization expense on intangible assets	3.98	3.11
	<u>291.32</u>	<u>268.05</u>

Note - 31 : Other expenses

	Year ended March 31, 2021	(₹ in Crore) Year ended March 31, 2020
Consumption of stores and spares	26.29	27.85
Rent and hire charges	1.44	1.18
Repairs to		
Buildings	1.03	1.03
Plant and machinery	109.43	109.40
Others	0.79	1.03
	<u>111.25</u>	<u>111.46</u>
Insurance	3.70	3.38
Rates and taxes	2.75	3.88
Vehicle running expenses	16.97	12.82
Electricity expenses	9.94	9.43
Security expenses	11.82	13.90
Miscellaneous expenses	22.94	25.77
Loss on sale / discarding of property, plant and equipment	2.32	3.15
Commission to non-executive directors	2.51	1.94
Directors sitting fees	0.20	0.18
Auditors remuneration (Refer note 37)	0.50	0.45
Legal, professional and consultancy fees	9.54	8.95
Bad debts written off (net of recovery)	1.69	(0.12)
Allowance for doubtful debts (net)	5.00	4.08
	<u>228.86</u>	<u>228.30</u>
Less: Allocated to capital works, repairs and other relevant revenue accounts ^	<u>21.78</u>	<u>22.49</u>
	<u>207.08</u>	<u>205.81</u>

^ includes allocated to capital works of ₹ Nil (previous year ₹ Nil)



TORRENT POWER LIMITED
Ahmedabad and Gandhinagar Distribution Area

Notes forming part of the financial statements for the year ended March 31, 2021

Note 32: Revenue from Contracts with Customers
(a) Unbilled revenue

- (1) Revenue from contracts with customers include unbilled revenue towards FPPPA claims and other true up adjustments which is recognised considering applicable tariff regulations / tariff orders, past trends of approval and management's probability estimate.

TPL-D (Ahmedabad) has not recognized those true up adjustment claims which are subject of dispute and for which TPL-D (Ahmedabad) is in appeal with regulatory authorities. These are recognised on receipt of final orders of respective regulatory authorities.

(2) Movement in unbilled revenue

Particulars	(₹ in Crore)	
	As at March 31, 2021	As at March 31, 2020
Opening balance	1,239.36	1,121.48
Add: Income accrued during the year as per tariff regulations / orders	1,570.97	1,767.59
Less: Amount billed during the year to the consumers as per tariff orders	(1,461.19)	(1,649.71)
Closing balance	1,349.14	1,239.36
Disclosed under		
Unbilled revenue [Refer note 15]	1,349.14	1,239.36
	1,349.14	1,239.36

(b) Contribution received from consumers
(i) Nature of contribution received from consumers

Contributions received from consumers towards property, plant and equipment has been recognised as deferred revenue over its useful life.

(ii) Movement of contribution received from consumers

Particulars	(₹ in Crore)	
	As at March 31, 2021	As at March 31, 2020
Opening balance	745.27	671.57
Add: Contribution received during the year	82.25	121.34
Less: Amortisation of contribution transferred to statement of profit and loss (Refer note 26)	(52.08)	(47.64)
Closing balance	775.44	745.27
Non-current portion (Refer note 20)	720.92	695.09
Current portion (Refer note 24)	54.52	50.18
	775.44	745.27

(c) Service line deposit from consumers



Particulars	(₹ in Crore)	
	As at March 31, 2021	As at March 31, 2020
Opening balance	137.85	192.53
Add: received during the year (net of refund)	53.99	66.66
Less: transferred to service line contribution	(82.25)	(121.34)
Closing balance (Refer note 24)	109.59	137.85

Footnote:

1. Service Line Deposits are collected against the cost of capital work to be carried out for new connection or load extension on application by consumers. On the completion of the work, such contribution is transferred to deferred revenue under the head Liabilities.

(d) Credit balance of consumers

Particulars	(₹ in Crore)	
	As at March 31, 2021	As at March 31, 2020
Opening balance	48.95	39.99
Add / Less : adjustments to current billing	5.33	8.96
Closing balance (Refer note 24)	54.28	48.95



TORRENT POWER LIMITED**Ahmedabad and Gandhinagar Distribution Area**

Notes forming part of the financial statements for the year ended March 31, 2021

Note 33: Contingent liabilities and capital commitments**(a) Contingent liabilities**

	(₹ in Crore)	
	As at	As at
	March 31, 2021	March 31, 2020
Disputed sales tax matters	0.96	0.96
Claims against TPL-D (Ahmedabad) not acknowledged as debt	4.82	5.81



TPL-D (Ahmedabad) has evaluated the impact of Supreme Court ("SC") judgement dated February 28, 2019 in the case of Regional Provident Fund Commissioner (II) West Bengal v/s Vivekananda Vidyamandir and Others, in relation to exclusion of certain allowances from the definition of "basic wages" of the relevant employees for the purposes of determining contribution to Provident Fund ("PF") under the Employees' Provident Fund & Miscellaneous Provisions Act, 1952. There are interpretation issues relating to the said SC judgement. Based on such evaluation, management has concluded that effect of the aforesaid judgement on TPL-D (Ahmedabad) is not material and accordingly, no provision has been made in the financial statements.

Footnotes :

- 1 Management believes that its position on the aforesaid direct and indirect tax demands and other claims against TPL-D (Ahmedabad) will likely be upheld in the appellate process and accordingly no provision has been made in the financial statements for such demands.
- 2 In respect of the above, the expected outflow will be determined at the time of final resolution of the dispute / matters. No reimbursement is expected.

(b) Capital commitments

	(₹ in Crore)	
	As at	As at
	March 31, 2021	March 31, 2020
i) Estimated amount of contracts remaining to be executed on capital account and not provided for (net of advances)		
Property, plant and equipment	266.59	209.89



TORRENT POWER LIMITED
Ahmedabad and Gandhinagar Distribution Area

Notes forming part of the financial statements for the year ended March 31, 2021

Note 34: Micro, Small and Medium Enterprises Development Act, 2006 (MSMED Act, 2006)

Micro and small enterprises under the Micro, Small and Medium Enterprises Development Act, 2006 (MSMED Act, 2006) have been determined based on the information available with TPL-D (Ahmedabad) and the required disclosures are given below:

	(₹ in Crore)	
	As at March 31, 2021	As at March 31, 2020
(a) Principal amount remaining unpaid [Refer notes 22 and 23]	18.54	4.81
(b) Interest due thereon	-	-
(c) The amount of interest paid along with the amounts of the payment made to the supplier beyond the appointed day during each accounting year		
(i) Principal amounts paid to the suppliers beyond the appointed day during the year	4.63	0.96
(ii) Interest paid under section 16 of the MSMED Act, to the suppliers, beyond the appointed day during the year	*	0.01
(d) The amount of interest due and payable for the year (where the principal has been paid but interest under the MSMED Act, 2006 not paid)	*	*
(e) The amount of interest accrued and remaining unpaid [b+d]	*	*
(f) The amount of further interest due and payable even in the succeeding years, until such date when the interest dues as above are actually paid to the small enterprise, for the purpose of disallowance as a deductible expenditure under section 23.	-	-

Note 35: Leases

This note provides information for leases where TPL-D (Ahmedabad) is a lessee.

(i) Amounts recognised in balance sheet

The balance sheet shows the following amounts relating to leases:

Right-of-use assets

Particulars	Note	(₹ in Crore)	
		As at March 31, 2021	As at March 31, 2020
Land	5	20.95	21.38
Total		20.95	21.38

Lease Liabilities

Particulars		(₹ in Crore)	
		As at March 31, 2021	As at March 31, 2020
Current		0.26	0.25
Non-current		2.07	2.13
Total		2.33	2.38

(ii) Amounts recognised in the statement of profit and loss

The statement of profit or loss shows the following amounts relating to leases:

Particulars	Note	(₹ in Crore)	
		As at March 31, 2021	As at March 31, 2020
Depreciation charge of right-of-use assets	30	0.43	0.44
Interest expense (included in finance costs)	29	0.19	0.20
Expense relating to short-term leases (included in other expenses)	31	1.27	0.93
Expense relating to leases of low-value assets that are not shown above as short-term leases (included in other expenses)	31	0.17	0.15
Total		2.06	1.72



(iii) Maturities of lease liabilities

As at March 31, 2021:

	(₹ in Crore)	
	Non-current lease liabilities	Current lease liabilities
Less than 1 year	-	0.26
Between 1 year and 5 years	1.00	-
5 years and above	3.00	-
Total	4.00	0.26

As at March 31, 2020:

	(₹ in Crore)	
	Non-current lease liabilities	Current lease liabilities
Less than 1 year	-	0.25
Between 1 year and 5 years	1.00	-
5 years and above	3.25	-
Total	4.25	0.25



TORRENT POWER LIMITED

Ahmedabad and Gandhinagar Distribution Area

Notes forming part of the financial statements for the year ended March 31, 2021

Note 35: Leases (Cont.)

(iv) The total cash outflow for leases for the year was ₹ 0.25 Crore (March 31, 2020 ₹ 0.25 Crore).

(v) Impact on the financial statements as on April 01, 2019 due to adoption of Ind AS 116

TPL-D (Ahmedabad) has adopted Ind AS 116 retrospectively from April 01, 2019, but has not restated comparatives for year ended March 31, 2019, as permitted under the specific transition provisions in the standard. The reclassifications and the adjustments arising from the new leasing rules are therefore recognised in the opening balance sheet on April 01, 2019. The new accounting policies are disclosed in note 2.14.

On adoption of Ind AS 116, TPL-D (Ahmedabad) recognised lease liabilities in relation to leases which had previously been classified as 'operating leases' under the principles of Ind AS 17, Leases. These liabilities were measured at the present value of the remaining lease payments, discounted using the lessee's incremental borrowing rate as of April 01, 2019. The weighted average lessee's incremental borrowing rate applied to the lease liabilities on April 01, 2019 was 9.00%.

(a) Practical expedients applied :

In applying Ind AS 116 for the first time, TPL-D (Ahmedabad) has used the following practical expedients permitted by the standard:

- applying a single discount rate to a portfolio of leases with reasonably similar characteristics
- accounting for operating leases with a remaining lease term of less than 12 months as at April 01, 2019 as short-term leases
- excluding initial direct costs for the measurement of the right-of-use asset at the date of initial application, and
- elected not to reassess whether a contract is, or contains a lease at the date of initial application. Instead, for contracts entered into before the transition date TPL-D (Ahmedabad) relied on its assessment made applying Ind AS 17 and Appendix C to Ind AS 17, Determining whether an Arrangement contains a Lease.

(b) Measurement of lease liabilities:

(₹ in Crore)

Operating lease commitments disclosed as at March 31, 2019*

Discounted using the lessee's incremental borrowing rate at the date of initial application

Add: finance lease liabilities recognised as at March 31, 2019

(Less): short-term leases not recognised as a liability

(Less): low-value leases not recognised as a liability

Add/(less): contracts reassessed as lease contracts

Add/(less): adjustments as a result of extension and termination options^

Add/(less): adjustments relating to changes in the index or rate affecting variable payments

Lease liability recognised as at April 01, 2019

-

-

-

-

2.44

-

2.44



*TPL-D (Ahmedabad)'s significant leasing arrangements, are in respect of land on lease. The arrangements range for land between 20 years to 99 years generally, and are usually renewable by mutual consent on mutually agreeable terms or can be terminated at the option of TPL-D (Ahmedabad) during the tenure of the lease term. Further TPL-D (Ahmedabad) has not entered into any material financial lease. Accordingly there were no future minimum lease payments under non-cancellable operating leases required to be disclosed under the previous standard Ind AS - 17.

^TPL-D (Ahmedabad) has extension and termination options available in the lease contracts and the majority of extension and termination options are exercisable by TPL-D (Ahmedabad). Accordingly TPL-D (Ahmedabad) on adoption of Ind AS 116 Leases has recognised such lease liabilities by measuring present value of the remaining lease payments, discounted using the lessee's incremental borrowing rate as of April 01, 2019.

(c) Adjustments recognised in the balance sheet on April 01, 2019

The change in accounting policy affected the following items in the balance sheet on April 01, 2019:

- Right-of-use assets – increased by ₹ 21.82 Crore
- Prepayments – decreased by ₹ 19.38 Crore
- Lease liabilities – increased by ₹ 2.44 Crore



TORRENT POWER LIMITED**Ahmedabad and Gandhinagar Distribution Area**

Notes forming part of the financial statements for the year ended March 31, 2021

Note 36: Employee benefit plans**36.1 Defined contribution plan**

TPL-D (Ahmedabad) has defined contribution retirement benefit plans for its employees.

TPL-D (Ahmedabad)'s contributions to provident fund, pension scheme and employee state insurance scheme are made to the relevant government authorities as per the prescribed rules and regulations. TPL-D (Ahmedabad)'s superannuation scheme for qualifying employees is administered through its various superannuation trust funds. TPL-D (Ahmedabad)'s contributions to the above defined contribution plans are recognised as employee benefit expenses in the statement of profit and loss for the year in which they are due. TPL-D (Ahmedabad) has no further obligation in respect of such plans beyond the contributions made.

TPL-D (Ahmedabad)'s contribution to provident, pension, superannuation funds and to employees state insurance scheme aggregating to ₹ 13.55 Crore (Previous year - ₹ 12.85 Crore) has been recognised in the statement of profit and loss under the head employee benefits expense [Refer note 28].

36.2 Defined benefit plans**(a) Gratuity**

TPL-D (Ahmedabad) operates through various gratuity trust, a plan, covering all its employees. The benefit payable is the greater of the amount calculated as per the Payment of Gratuity Act, 1972 or TPL-D (Ahmedabad) scheme applicable to the employee. The benefit vests upon completion of five years of continuous service and once vested it is payable to employees on retirement or on termination of employment. The gratuity benefits payable to the employees are based on the tenure of employee's service and last drawn salary at the time of leaving. The employees do not contribute towards this plan and the full cost of providing these benefits are met by TPL-D (Ahmedabad). In case of death while in service, the gratuity is payable irrespective of vesting.

TPL-D (Ahmedabad) makes annual contribution to the gratuity schemes administered by the Life Insurance Corporation of India through its various Gratuity Trust Funds. The liability in respect of plan is determined on the basis of an actuarial valuation.

(b) Risk exposure to defined benefit plans

The plans typically expose TPL-D (Ahmedabad) to actuarial risks such as: asset volatility, interest rate risk, longevity risk and salary risk as described below:

Asset volatility

The present value of the defined benefit plan liability is calculated using a discount rate which is determined by reference to market yields at the end of the reporting period on Indian government securities; if the return on plan asset is below this rate, it will create a plan deficit.

Interest risk

A decrease in the bond interest rate will increase the plan liability; however, this will be partially offset by an increase in the return on the plan's debt investments.

Longevity risk

The present value of the defined benefit plan liability is calculated by reference to the best estimate of the mortality of plan participants both during and after their employment. An increase in the life expectancy of the plan participants will increase the plan's liability.

Salary risk

The present value of the defined benefit plan liability is calculated by reference to the future salaries of plan participants. As such, an increase in the salary of the plan participants will increase the plan's liability.

The most recent actuarial valuation of the plan assets and the present value of the defined benefit obligation was carried out at March 31, 2021. The present value of the defined benefit obligation, and the related current service cost and past service cost, were measured using the projected unit credit method.



(c) Significant assumptions

The principal assumptions used for the purpose of the actuarial valuation were as follows.

	As at March 31, 2021	As at March 31, 2020
Discount rate	7.08%	6.93%
Salary escalation rate	8.50%	8.50%

(d) The amount included in the balance sheet arising from TPL-D (Ahmedabad)'s obligation in respect of its defined benefit plans is as follows:**Balances of defined benefit plan**

	As at March 31, 2021	(₹ in Crore) As at March 31, 2020
Present value of funded defined benefit obligation	146.05	148.66
Fair value of plan assets	140.91	121.69
Net (asset) / liability [Refer note 25]	5.14	26.97



TORRENT POWER LIMITED

Ahmedabad and Gandhinagar Distribution Area

Notes forming part of the financial statements for the year ended March 31, 2021

Note 36: Employee benefit plans(Contd.)
(e) Expenses recognised for defined benefit plan and movement of plan assets and liabilities

Following are the amounts recognised in statement of profit and loss, other comprehensive income, movement in defined benefit liability and movement in plan assets:

	(₹ in Crore)	
	As at	As at
	March 31, 2021	March 31, 2020
Funded plan- Gratuity		
(1) Movements in the present value of the defined benefit obligation:		
Obligation at the beginning of the year	148.66	123.48
Current service cost	8.10	5.16
Interest cost	10.06	9.78
Actuarial (gains) / losses from changes in demographic assumptions	-	1.24
Actuarial (gains) / losses arising changes in financial assumptions	(1.85)	10.91
Actuarial (gains) / losses from experience adjustments	(1.12)	12.21
Liability transferred in	0.57	1.05
Liability transferred out	(1.03)	(0.82)
Benefits paid directly by employer	(0.27)	(0.12)
Benefits paid	(17.07)	(14.23)
Obligation at the end of the year	146.05	148.66
(2) Movements in the fair value of the plan assets:		
Plan assets at the beginning of the year, at fair value	121.69	115.89
Interest income	9.69	9.18
Return on plan assets (excluding interest income)	(0.37)	3.27
Contributions received	26.97	7.58
Benefits paid	(17.07)	(14.23)
Plan assets at the end of the year, at fair value	140.91	121.69
(3) Gratuity cost recognized in the statement of profit and loss		
Current service cost	8.10	5.16
Interest cost, net	0.37	0.60
Net gratuity cost recognized in the statement of profit and loss[Refer note 28]	8.47	5.76

	(₹ in Crore)	
	As at	As at
	March 31, 2021	March 31, 2020
(4) Gratuity cost recognized in the other comprehensive income (OCI)		
Return on plan assets (excluding interest income)	0.37	(3.27)
Actuarial (gains) / losses	(2.97)	24.36
Net (income) / expense for the period recognized in OCI	(2.60)	21.09

(f) Category wise plan assets

Contributions to fund the obligations under the gratuity plan are made to the Life Insurance Corporation of India.



(g) Sensitivity analysis

Significant actuarial assumptions for the determination of the defined obligation are discount rate and expected salary increase. The sensitivity analysis given below have been determined based on reasonably possible changes of the respective assumptions occurring at the end of the reporting period, while holding all other assumptions constant.

	(₹ in Crore)	
	As at	As at
	March 31, 2021	March 31, 2020
Change in assumptions		
Increase / (decrease) in defined benefit obligation of gratuity		
50 basis points increase in discount rate	(4.85)	(4.89)
50 basis points decrease in discount rate	5.31	5.34
50 basis points increase in salary escalation rate	5.21	5.23
50 basis points decrease in salary escalation rate	(4.81)	(4.84)

The sensitivity analysis presented above may not be representative of the actual change in the defined benefit obligation as it is unlikely that the change in assumptions would occur in isolation of one another as some of the assumptions may be correlated.

Furthermore, in presenting the above sensitivity analysis, the present value of the defined benefit obligation has been calculated using the projected unit credit method at the end of the reporting period, which is the same as that applied in calculating the defined benefit obligation liability recognised in the balance sheet.



TORRENT POWER LIMITED**Ahmedabad and Gandhinagar Distribution Area**

Notes forming part of the financial statements for the year ended March 31, 2021

Note 36: Employee benefit plans(Contd.)

(h) The weighted average duration of the gratuity plan based on average future service is 19 years (Previous year - 19 years).

(i) Expected contribution to the plan for the next annual reporting period is ₹ 5.14 Crore (Previous year - ₹ 26.97 Crore).

(j) Cash flow projection from the fund

Projected benefits payable in future years from the date of reporting



	(₹ in Crore)	
	Funded Plan - Gratuity	
	As at	As at
	March 31, 2021	March 31, 2020
1st following year	16.79	15.16
2nd following year	9.03	11.22
3rd following year	12.77	15.79
4th following year	12.12	13.08
5th following year	11.23	12.19
sum of years 6 to 10 th	33.37	38.67

36.3 Other long-term employee benefit obligations

The leave obligation covers TPL-D (Ahmedabad)'s liability for sick and earned leave. Under these compensated absences plans, leave encashment is payable to all eligible employees on separation from TPL-D (Ahmedabad) due to death, retirement or resignation; at the rate of daily last drawn salary, multiplied by leave days accumulated as at the end of relevant period. Refer note 25 and 28 for the leave encashment provision / change in the balance sheet and statement of profit and loss.

Note 37: Auditors remuneration (including taxes)

	(₹ in Crore)	
	Year ended	Year ended
	March 31, 2021	March 31, 2020
As audit fees	0.39	0.29
For other services	0.10	0.09
For reimbursement of expenses	0.01	0.07
	<u>0.50</u>	<u>0.45</u>



TORRENT POWER LIMITED
Ahmedabad and Gandhinagar Distribution Area

Notes forming part of the financial statements for the year ended March 31, 2021

Note 38: Related party disclosures



Related party disclosures given below are based on the relationships identified at the Company level and includes only those where transactions have been recorded in the books of TPL-D (Ahmedabad). It does not include transactions between the units and its head office.

(a) Names of related parties and description of relationship:

1	Parent Company	Torrent Investments Private Limited (formerly known as Torrent Private Limited)
2	Subsidiaries	Torrent Power Grid Limited, Torrent Pipavav Generation Limited, Torrent Solargen Limited, Jodhpur Wind Farms Private Limited, Latur Renewable Private Limited, TCL Cables Private Limited (w.e.f. November 05, 2019), Torrent Solar Power Private Limited (w.e.f. July 28, 2020), Torrent Saurya Urja 2 Private Limited (w.e.f. February 05, 2021), Torrent Saurya Urja 3 Private Limited (w.e.f. February 17, 2021)
3	Associates	Wind Two Renergy Private Limited, Wind Four Renergy Private Limited (upto June 04, 2019), Wind Five Renergy Private Limited (upto August 30, 2019)
4	Employee benefits plans*	TPL (Ahmedabad) Gratuity Trust, TPL (Ahmedabad) Superannuation Fund, TPL (Surat) Gratuity Trust, TPL (Surat) Superannuation Fund, TPL (SUGEN) Gratuity Trust, TPL (SUGEN) Superannuation Fund, TPL (DGEN) Gratuity Trust, TPL (DGEN) Superannuation Fund
5	Key management personnel	Samir Mehta Jinal Mehta
6	Non-executive directors	Sudhir Mehta Pankaj Patel Samir Barua Keki Mistry Bhavna Doshi Dharmishtha Raval Pankaj Joshi (upto December 17, 2019) Sunaina Tomar (w.e.f. February 13, 2020) Varun Mehta
7	Relatives of key management personnel	
8	Other entities where the company has 50% voting right / enterprises controlled by the Parent Company*	Tornascent Care Institute #, UNM Foundation #, Torrent Pharmaceuticals Limited, Torrent Power Services Private Limited, Torrent Gas Pune Limited (formerly known as Mahesh Gas Limited), Torrent Gas Private Limited, Torrent Fincorp Private Limited

* Where transactions have taken place during the year and / or previous year or where balance are outstanding at the year end

The National Company Law Tribunal (NCLT) has approved a Scheme of Arrangement ("Scheme") in the nature of Amalgamation of UNM Foundation with Tornascent Care Institute vide order dated March 23, 2021. The Scheme is effective from April 01, 2020 ("Appointed Date").



TORRENT POWER LIMITED



Ahmedabad and Gandhinagar Distribution Area

Notes forming part of the financial statements for the year ended March 31, 2021

Note 38: Related party disclosures (Contd.)

(b) Related party transactions

	Subsidiaries		Associates		Employee benefits plans		Key management personnel / Non-Executive Directors		Relatives of key management personnel / enterprises controlled by management personnel / entity where the company has 50% voting right / enterprises controlled by the Parent Company / Parent Company		Total	
	Year ended	Year ended	Year ended	Year ended	Year ended	Year ended	Year ended	Year ended	Year ended	Year ended	Year ended	Year ended
	31.03.21	31.03.20	31.03.21	31.03.20	31.03.21	31.03.20	31.03.21	31.03.20	31.03.21	31.03.20	31.03.21	31.03.20
Nature of transactions												
Purchase/(return) of materials	66.95	-	-	-	-	-	-	-	-	-	66.95	-
TCL Cables Private Limited	66.95	-	-	-	-	-	-	-	-	-	66.95	-
Contribution to employee benefit plans (net)	-	-	-	-	29.56	9.83	-	-	-	-	29.56	9.83
TPL (Ahmedabad) Gratuity Trust	-	-	-	-	26.97	7.58	-	-	-	-	26.97	7.58
TPL (Ahmedabad) Superannuation Fund	-	-	-	-	2.59	2.25	-	-	-	-	2.59	2.25
Sale of electricity	-	-	-	-	-	-	0.31	0.23	-	-	0.31	0.23
Torrent Pharmaceuticals Ltd.	-	-	-	-	-	-	-	-	7.64	0.96	7.95	1.19
Tornascent Care Institute	-	-	-	-	-	-	-	-	7.59	0.93	7.59	0.93
Executive and non-executive directors	-	-	-	-	-	-	-	-	0.05	0.03	0.05	0.03
Transfer of gratuity/leave liability to / (from)	0.70	0.22	-	-	-	-	-	-	0.03	(0.12)	0.73	0.10
Torrent Pharmaceuticals Ltd	-	-	-	-	-	-	-	-	-	(0.14)	-	(0.14)
Torrent Gas Private Ltd	-	-	-	-	-	-	-	-	0.03	0.02	0.03	0.02
TCL Cables Private Limited	0.73	-	-	-	-	-	-	-	-	-	0.73	-
Torrent Power Grid Ltd	(0.03)	0.22	-	-	-	-	-	-	-	-	(0.03)	0.22





TORRENT POWER LIMITED
Ahmedabad and Gandhinagar Distribution Area
Notes forming part of the financial statements for the year ended March 31, 2021

Note 38: Related party disclosures (Contd.)

(c) Related party balances										(₹ in Crore)	
	Subsidiaries		Associates		Employee benefits plans		Key management personnel / Non-Executive Directors		Relatives of key management personnel / enterprises controlled by relatives of key management personnel / entity where the company has 50% voting right / enterprises controlled by the Parent Company / Parent Company		Total
	Year ended	Year ended	Year ended	Year ended	Year ended	Year ended	Year ended	Year ended	Year ended	Year ended	
	31.03.21	31.03.20	31.03.21	31.03.20	31.03.21	31.03.20	31.03.21	31.03.20	31.03.21	31.03.20	
Balance at the end of the year											
Current Liabilities	25.61	-	-	-	-	-	-	-	0.03	0.02	0.02
TCL Cables Private Limited	25.61	-	-	-	-	-	-	-	-	-	-
Torrent Gas Private Ltd	-	-	-	-	-	-	-	-	0.03	0.02	0.02
Trade and other receivables	0.03	(0.22)	-	-	-	-	0.03	-	0.59	0.14	(0.08)
Torrent Pharmaceuticals Ltd.	-	-	-	-	-	-	-	-	0.58	0.14	0.14
Torrent Power Grid Ltd	0.03	(0.22)	-	-	-	-	-	-	-	-	(0.22)
Executive and non-executive directors	-	-	-	-	-	-	0.03	-	-	-	-
Tornascent Care Institute	-	-	-	-	-	-	-	-	0.01	0.03	0.01

(d) Terms and conditions of outstanding balances

The Transactions with related parties are made on the terms equivalent to those that prevail in arm's length transactions. Outstanding balances at the year-end are unsecured and settlement is expected to occur in cash.



TORRENT POWER LIMITED
Ahmedabad and Gandhinagar Distribution Area

Notes forming part of the financial statements for the year ended March 31, 2021

Note 39: Financial instruments and risk review
(a) Categories of financial instruments

	As at March 31, 2021		As at March 31, 2020	
	Carrying value	Fair value	Carrying value	Fair value
Financial assets				
Measured at amortised cost				
Cash and cash equivalents	26.70	26.70	12.93	12.93
Investment in bonds and debentures	5.50	5.50	4.89	4.89
Trade receivables	510.25	510.25	475.88	475.88
Loans	3.92	3.92	3.88	3.88
Other financial assets	1,349.23	1,349.23	1,239.45	1,239.45
	<u>1,895.60</u>	<u>1,895.60</u>	<u>1,737.03</u>	<u>1,737.03</u>
Financial liabilities				
Measured at amortised cost				
Borrowings	2,684.18	2,694.74	2,732.01	2,744.17
Trade payables	515.85	515.85	665.10	665.10
Other financial liabilities	1,302.06	1,308.96	1,222.42	1,228.50
	<u>4,502.09</u>	<u>4,519.55</u>	<u>4,619.53</u>	<u>4,637.77</u>

Footnotes:

- The carrying amounts of trade receivables, trade payables, capital creditors and cash and cash equivalents are considered to be the same as their fair values, due to their short-term nature.

(b) Fair value measurement

The fair value hierarchy is based on inputs to valuation techniques that are used to measure fair value that are either observable or unobservable and consists of the following three levels:

- Level 1 : Inputs are Quoted (unadjusted) market prices in active markets for identical assets or liabilities
- Level 2 : Valuation techniques for which the lowest level input that is significant to the fair value measurement is directly or indirectly observable. This includes unquoted floating and fixed rate borrowing.
- Level 3 : Valuation techniques for which the lowest level input that is significant to the fair value measurement is unobservable. This includes security deposits, floating rate borrowings.

The following table summarises financial assets and liabilities measured at fair value on a recurring basis and financial assets and liabilities that are not measured at fair value on a recurring basis (but fair value disclosures are required) :

(1) Financial liabilities at amortised cost



	(₹ in Crore)		Fair value hierarchy	Valuation technique(s) and key input(s)
	Fair value As at March 31, 2021	As at March 31, 2020		
Fixed rate borrowings (Non-convertible debentures)	397.48	438.24	Level 2	Inputs other than quoted prices that are observable based on yields provided by FIMMDA
	<u>397.48</u>	<u>438.24</u>		

(c) Financial risk management objectives

The Financial risk management objectives are decided at the Company's level.

TPL-D (Ahmedabad)'s principal financial liabilities, comprise borrowings, trade and other payables. The main purpose of these financial liabilities is to finance TPL-D (Ahmedabad)'s operations, routine and projects capital expenditure. TPL-D (Ahmedabad)'s principal financial assets include loans, advances, trade and other receivables and cash and cash equivalents that derive directly from its operations.

TPL-D (Ahmedabad)'s activities expose it to a variety of financial risks viz interest rate risk, credit risk, liquidity risk etc. TPL-D (Ahmedabad)'s primary focus is to foresee the unpredictability of financial markets and seek to minimize potential adverse effects on its financial performance. TPL-D (Ahmedabad)'s senior management oversees the management of these risks. It advises on financial risks and the appropriate financial risk governance framework for TPL-D (Ahmedabad).



TORRENT POWER LIMITED**Ahmedabad and Gandhinagar Distribution Area**

Notes forming part of the financial statements for the year ended March 31, 2021

Note 39: Financial instruments and risk review**Interest rate risk**

Most of TPL-D (Ahmedabad)'s borrowings are on a floating rate of interest. TPL-D (Ahmedabad) has exposure to interest rate risk, arising principally on changes in Marginal Cost of Funds based Lending Rate (MCLR). TPL-D (Ahmedabad) uses a mix of interest rate sensitive financial instruments to manage the liquidity and fund requirements for its day to day operations like non-convertible debentures, Loans from Head office and short term credit lines besides internal accruals.

The following table provides a break-up of TPL-D (Ahmedabad)'s fixed and floating rate borrowings:

	As at March 31, 2021	(₹ in Crore) As at March 31, 2020
Fixed rate borrowings^	389.96	432.19
Floating rate borrowings^	2,617.87	2,610.57
	<u>3,007.83</u>	<u>3,042.76</u>

^ Transactions cost reduced from the borrowing is excluded.

Interest rate risk sensitivity:

The below mentioned sensitivity analysis is based on the exposure to interest rates for floating rate borrowings. For this it is assumed that the amount of the floating rate liability outstanding at the end of the reporting period was outstanding for the whole year. If interest rates had been 50 basis points higher or lower, other variables being held constant, following is the impact on profit before tax.

	Year ended March 31, 2021	(₹ in Crore) Year ended March 31, 2020
Impact on profit for the year - increase in 50 basis points	13.09	13.05
Impact on profit for the year - decrease in 50 basis points	(13.09)	(13.05)

Credit risk

Trade receivables:

(1) Exposures to credit risk

TPL-D (Ahmedabad) is exposed to the counterparty credit risk arising from the possibility that counterparties might fail to comply with contractual obligations. This exposure may arise with regard to unsettled amounts.



(2) Credit risk management

Credit risk is managed and limited in accordance with the type of transaction and the creditworthiness of the counterparty. TPL-D (Ahmedabad) has established criteria for admission, approval systems, authorisation levels, exposure measurement methodologies, etc. The concentration of credit risk is limited due to the fact that the customer base is large. None of the customers accounted for more than 10% of the receivables and revenue for the year ended March 31, 2021 and March 31, 2020. However, TPL-D (Ahmedabad) is dependent on the domestic market for its business and revenues.

TPL-D (Ahmedabad)'s credit policies and practices with respect to distribution areas are designed to limit credit exposure by collecting security deposits prior to providing utility services or after utility service has commenced according to applicable regulatory requirements.

(3) Other credit enhancements

TPL-D (Ahmedabad) does not hold any collateral or other credit enhancements to cover its credit risks associated with its financial assets.



TORRENT POWER LIMITED**Ahmedabad and Gandhinagar Distribution Area**

Notes forming part of the financial statements for the year ended March 31, 2021

Note 39: Financial instruments and risk review**(4) Age of receivables and expected credit loss**

TPL-D (Ahmedabad) has used a practical expedient by computing the expected credit loss allowance for trade receivables based on a provision matrix. The provision matrix takes into account historical credit loss experienced and adjusted for forward-looking information. The expected credit loss allowance is based on ageing of the days the receivables are due.

The age of receivables and provision matrix at the end of the reporting period is as follows.

As at March 31, 2021

	Gross trade receivables	(₹ in Crore) Allowance for doubtful Debt
Less than or equal to 6 months	508.26	5.69
More than 6 months but less than or equal to 1 year	5.79	3.95
More than one year	22.49	16.65
	<u>536.54</u>	<u>26.29</u>

As at March 31, 2020

	Gross trade receivables	(₹ in Crore) Allowance for doubtful Debt
Less than or equal to 6 months	473.67	4.78
More than 6 months but less than or equal to 1 year	5.67	4.11
More than one year	17.84	12.41
	<u>497.18</u>	<u>21.30</u>



(5) Movement in the expected credit loss allowance

	Year ended March 31, 2021	(₹ in Crore) Year ended March 31, 2020
Opening balance	21.30	17.22
Movement in expected credit loss allowance on trade receivable, net [Refer note 31]	5.00	4.08
Closing balance [Refer note 12]	<u>26.29</u>	<u>21.30</u>

The concentration of credit risk is very limited due to the fact that the large customers are mainly government entities and remaining customer base is large and widely dispersed and secured with security deposit.

Other financial assets:

TPL-D (Ahmedabad) is having balances in cash and cash equivalents and investments in government securities. With respect to investments, TPL-D (Ahmedabad) limits its exposure to credit risk by investing in liquid securities with counterparties depending on their Composite Performance Rankings (CPR) published by CRISIL. TPL-D (Ahmedabad)'s investment policy lays down guidelines with respect to exposure per counterparty, rating, processes in terms of control and continuous monitoring. TPL-D (Ahmedabad) therefore considers credit risks on such investments to be negligible.



TORRENT POWER LIMITED
Ahmedabad and Gandhinagar Distribution Area

Notes forming part of the financial statements for the year ended March 31, 2021

Note 39: Financial instruments and risk review
Liquidity risk

Liquidity risk is the risk that TPL-D (Ahmedabad) will encounter difficulty in meeting the obligations associated with its financial liabilities that are required to be settled by delivering the cash or another financial asset. TPL-D (Ahmedabad) manages liquidity risk by maintaining adequate reserves, banking facilities and unused borrowing facilities, by continuously monitoring projected / actual cash flows.

Maturities of financial liabilities:

TPL-D (Ahmedabad)'s remaining contractual maturity for its financial liabilities with agreed repayment periods is given below. The tables have been drawn up based on the undiscounted cash flows of financial liabilities based on the earliest date on which TPL-D (Ahmedabad) can be required to pay. The tables include both interest and principal cash flows. The contractual maturity is based on the earliest date on which TPL-D (Ahmedabad) may be required to pay.



As at March 31, 2021

	Less than 1 year	Between 1 year and 5 years	5 years and above	(₹ in Crore) Total
Financial liabilities				
Non current financial liabilities				
Borrowings (including interest on borrowings)^	-	1,102.61	1,083.65	2,186.26
Lease liabilities	-	1.00	3.00	4.00
	-	1,103.61	1,086.65	2,190.26
Current financial liabilities				
Borrowings	1,055.00	-	-	1,055.00
Trade payables	515.85	-	-	515.85
Lease liabilities	0.26	-	-	0.26
Other financial liabilities (including interest and current maturity of borrowings)^	1,440.12	-	-	1,440.12
	3,011.23	-	-	3,011.23
Total financial liabilities	3,011.23	1,103.61	1,086.65	5,201.49

As at March 31, 2020

	Less than 1 year	Between 1 year and 5 years	5 years and above	(₹ in Crore) Total
Financial liabilities				
Non current financial liabilities				
Borrowings (including interest on borrowings)^	-	1,199.64	1,349.18	2,548.82
Lease liabilities	-	1.00	3.25	4.25
	-	1,200.64	1,352.43	2,553.07
Current financial liabilities				
Borrowings	955.00	-	-	955.00
Trade payables	665.10	-	-	665.10
Lease liabilities	0.25	-	-	0.25
Other financial liabilities (including interest and current maturity of borrowings)^	1,392.95	-	-	1,392.95
	3,013.30	-	-	3,013.30
Total financial liabilities	3,013.30	1,200.64	1,352.43	5,566.37

^ Transactions cost reduced from the borrowing is excluded.



TORRENT POWER LIMITED**Ahmedabad and Gandhinagar Distribution Area**

Notes forming part of the financial statements for the year ended March 31, 2021

Note 40: Impact of COVID 19 pandemic

The spread of COVID-19 pandemic had impacted the demand for electricity and collection of electricity bills from consumers during the first half of the current year. Gradual revival of the economy has resulted in an increase in demand for electricity and the measures taken by TPL-D (Ahmedabad) to recover the dues, has improved the collection efficiency.

TPL-D (Ahmedabad) has considered the all possible impact of COVID-19 pandemic including the second wave of COVID-19 in India in preparation of these financial statements for the year ended March 31, 2021. TPL-D (Ahmedabad) has made detailed assessment of its liquidity position, recoverability of carrying values of its financial and non-financial assets and impact on revenues and believes that there is no material adjustments required to be made in the financial statements for the year ended March 31, 2021. Management will continue to monitor any material changes to future economic conditions and the impact thereof on TPL-D (Ahmedabad).

Note 41: Government grant**(a) Nature of government grant**

Ministry of Power, Government of India (GoI), had introduced the Accelerated Power Development & Reforms Programme (APDRP) to achieve reduction in AT&C losses, to strengthen the T&D network and to ensure reliable and quality power supply with adequate consumer satisfaction. The projects approved for financing under the programme are eligible for a grant and soft loan each equivalent to 25% of the project cost from the GoI. The Balance 50% was required to be funded by TPL-D (Ahmedabad). There are no unfulfilled conditions or other contingencies attached to these grants.

(b) Movement of government grant

	As at March 31, 2021	(₹ in Crore) As at March 31, 2020
Opening balance	14.16	15.66
Less: Amortisation of grant transferred to statement of profit and loss (Refer note 26)	(1.49)	(1.50)
Closing balance	<u>12.67</u>	<u>14.16</u>
Non-current portion (Refer note 20)	11.44	12.66
Current portion (Refer note 24)	<u>1.23</u>	<u>1.50</u>
	<u>12.67</u>	<u>14.16</u>

Note 42: Social Security Code


The Indian Parliament has approved the Code on Social Security, 2020 ("Code") which may likely impact the obligations of TPL-D (Ahmedabad) for contribution to employees' provident fund and gratuity. The effective date from which the Code is applicable and the rules to be framed under the Code are yet to be notified. In view of this, impact if any, of the change will be assessed and accounted in the period in which the Code and the rules thereunder are notified.

Signature to Note 1 to 42

In terms of our report attached

For Torrent Power Limited

For Price Waterhouse Chartered Accountants LLP
Firm Registration Number : 012754N / N500016


Nalmesh Shah
Authorised Signatory

Nitin Khatri
Partner

Membership No : 110282
Place : Mumbai

Date : September 21, 2021

Place : Ahmedabad

Date : September 21, 2021